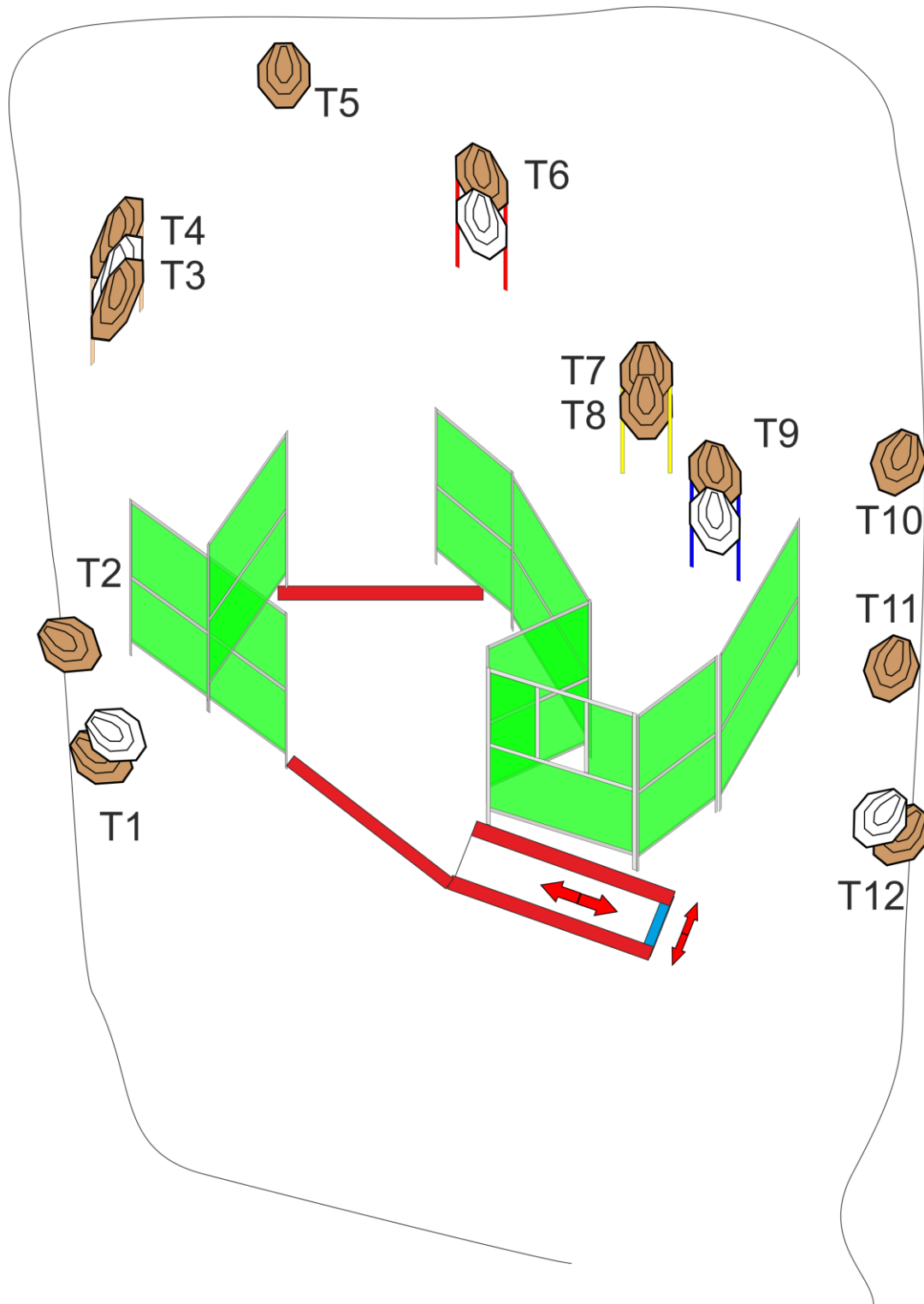


# STAGE 1 box 1



**Targets:** 12 x IPSC Targets

**Rounds to be scored:** 24

**Starting position:** The competitor is standing inside the marked area. Foot touching blue line.

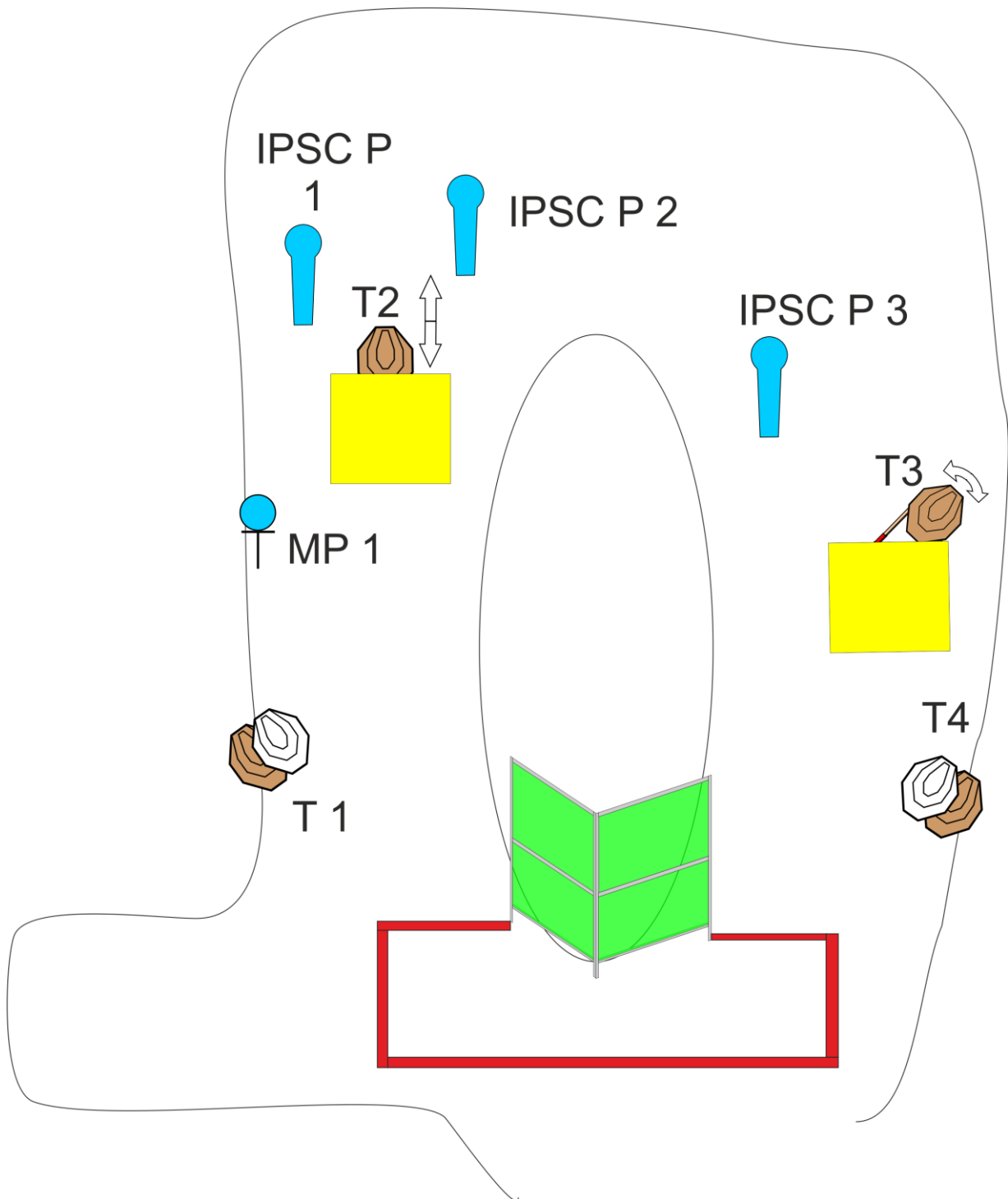
**Time starts:** Audible signal

**Handgun Ready condition:**

**Procedure:** After audible signal engage the targets.

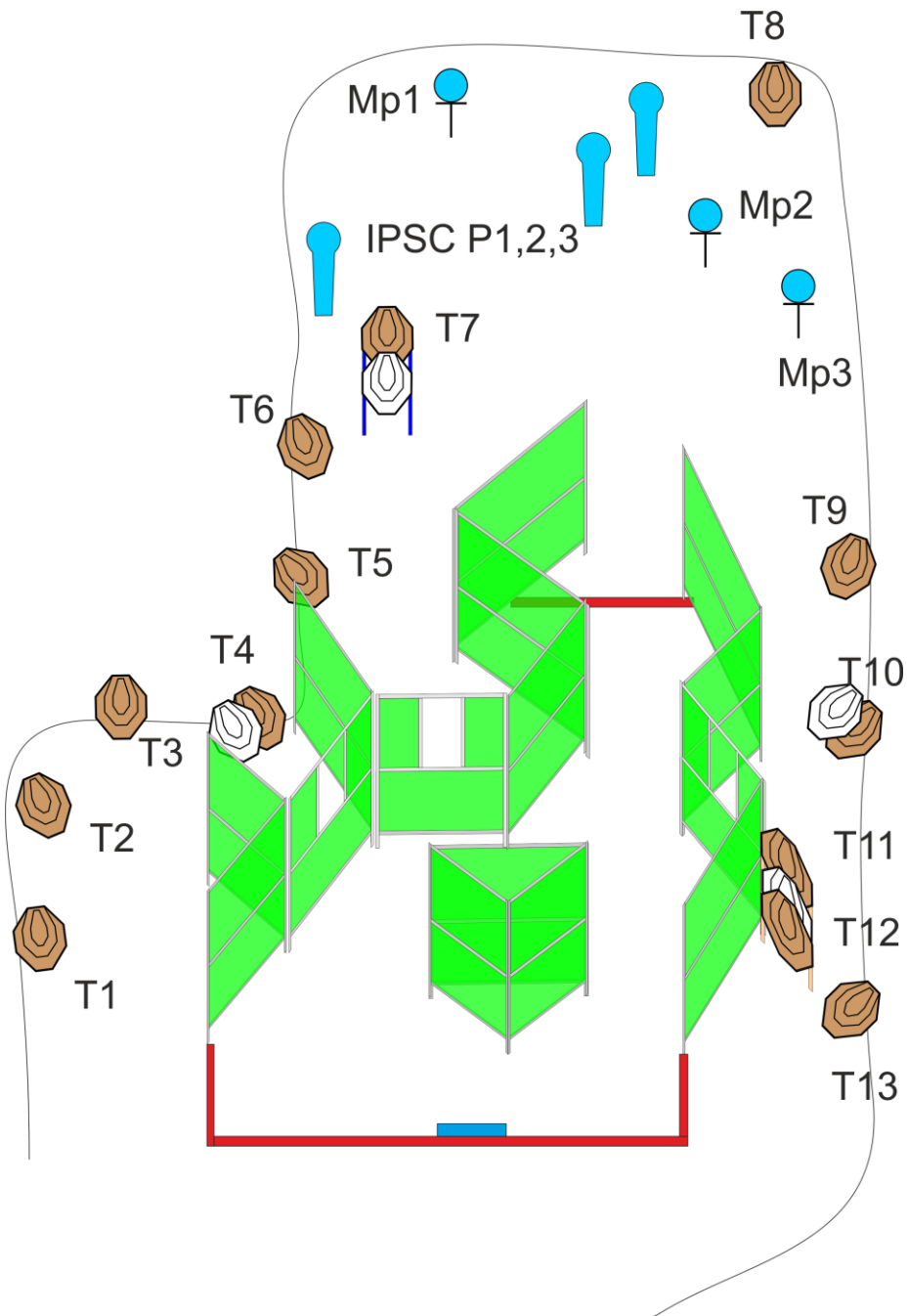
**Safe angles of fire:** Reduced to the height of the backstops.

# STAGE 2 box 2



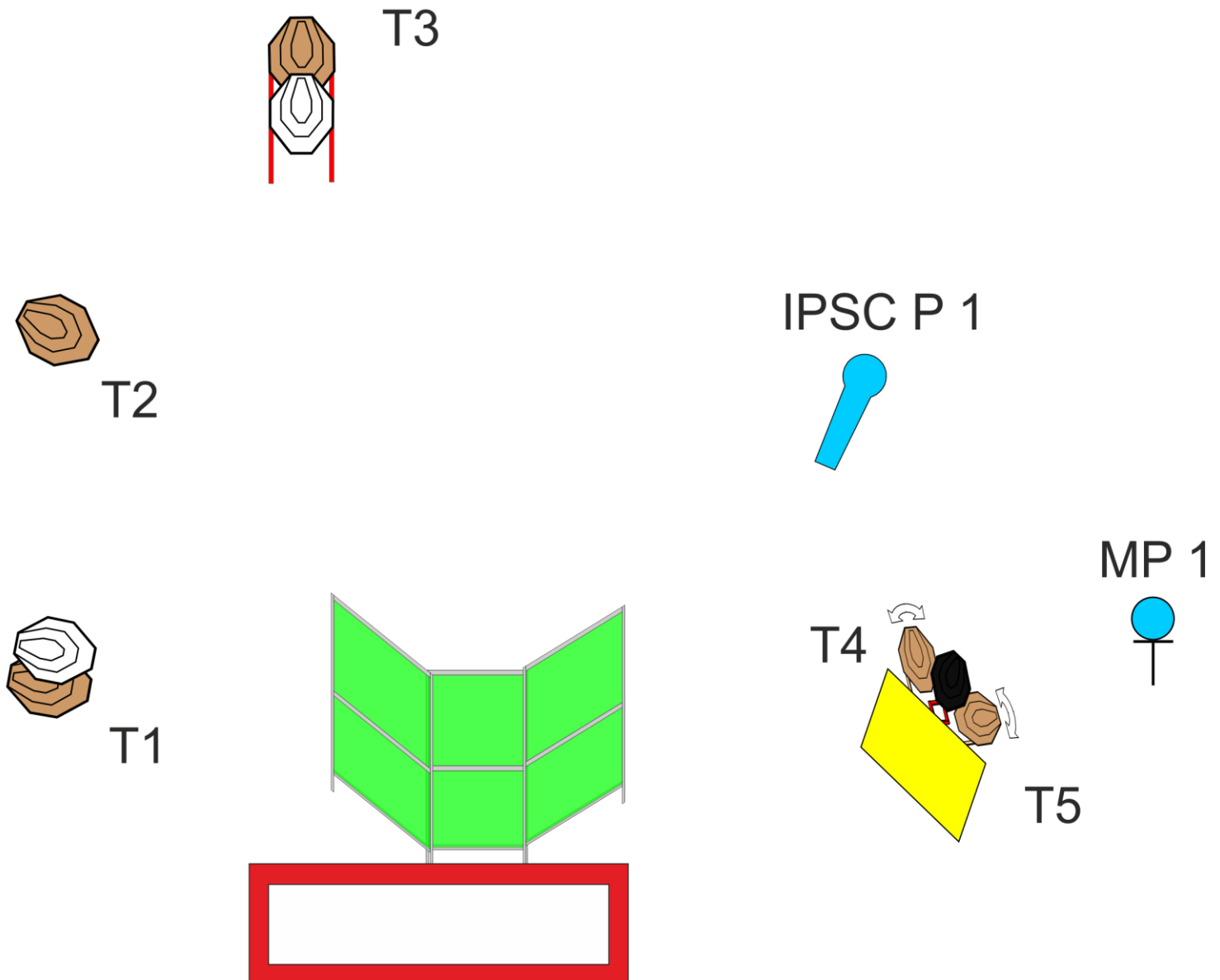
<b>Targets:</b>	4x IPSC Targets, 3 x IPSC Poppers, 1 x IPSC Metal Plate
<b>Rounds to be scored:</b>	12
<b>Starting position:</b>	The competitor is standing inside the marked area.
<b>Time starts:</b>	Audible signal
<b>Handgun Ready condition:</b>	
<b>Procedure</b>	After audible signal engage the targets. IPSC Popper 2 activates T 2, IPSC Popper 3 activates T 3. Targets will remain visible at rest.
<b>Safe angles of fire:</b>	Reduced to the height of the backstops.

# STAGE 3 box 4



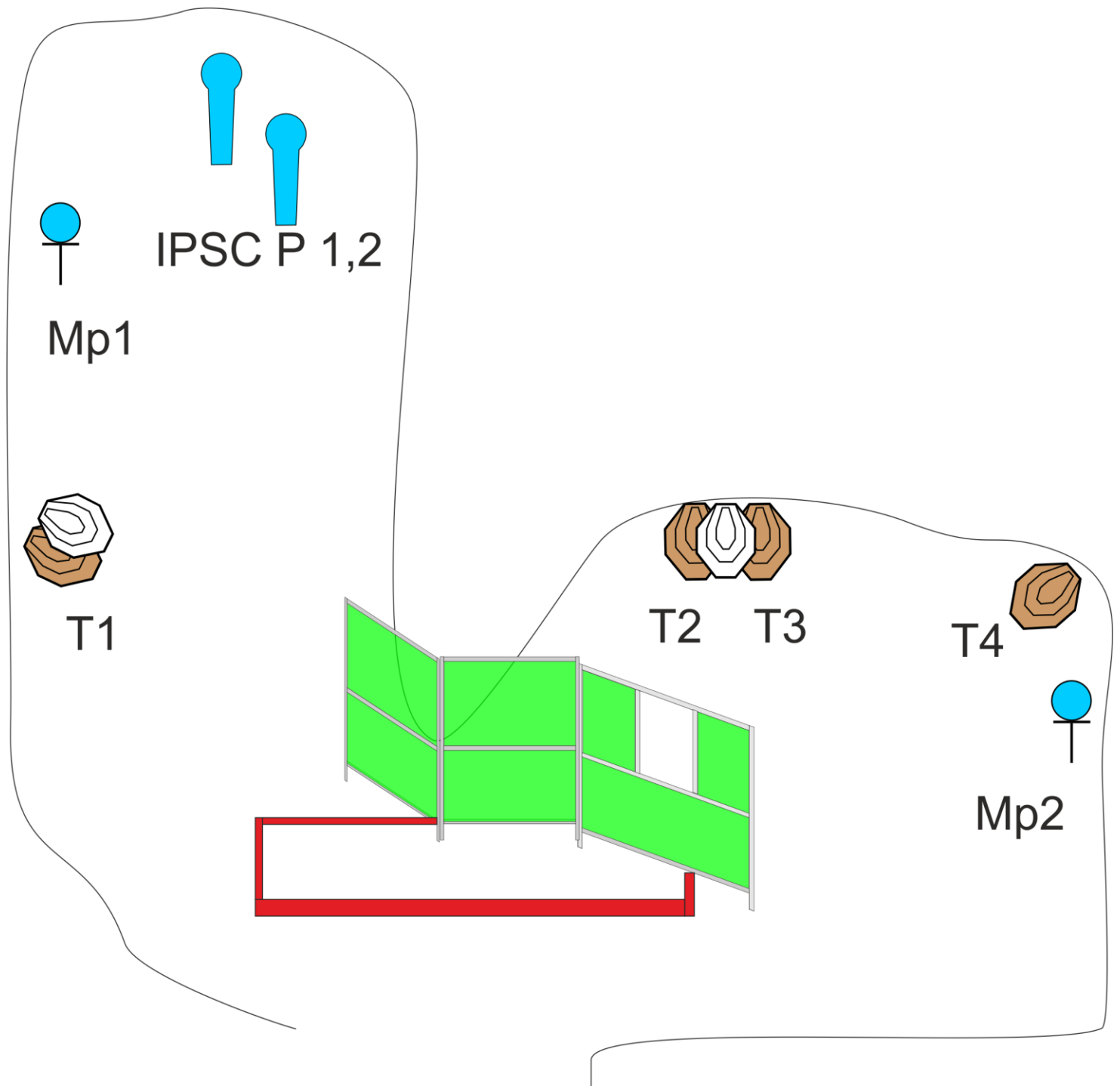
<b>Targets:</b>	13x IPSC Targets, 3x IPSC Poppers, 3X IPSC Metal Plates
<b>Rounds to be scored:</b>	32
<b>Starting position:</b>	The competitor is standing inside the marked area. Heels touching blue line.
<b>Time starts:</b>	Audible signal
<b>Handgun Ready condition:</b>	
<b>Procedure:</b>	After audible signal engage the targets.
<b>Safe angles of fire:</b>	Reduced to the height of the backstops.

# STAGE 4 box 5, 6



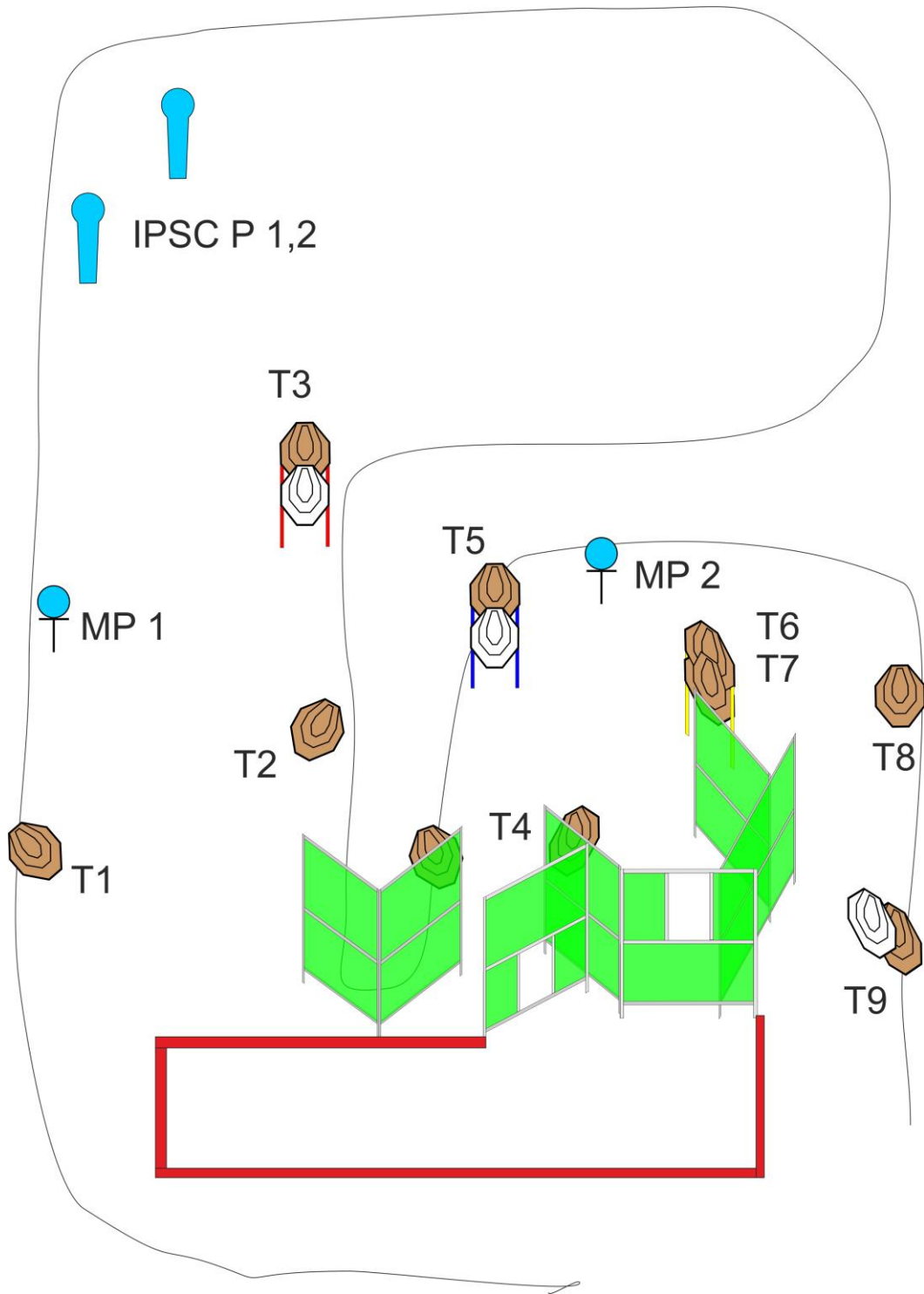
<b>Targets:</b>	5x IPSC Targets, 1 x IPSC Popper, 1x IPSC Metal Plate
<b>Rounds to be scored:</b>	12
<b>Starting position:</b>	The competitor is standing inside the marked area.
<b>Time starts:</b>	Audible signal
<b>Handgun Ready condition:</b>	
<b>Procedure:</b>	After audible signal engage the targets. IPSC Popper 1 activates T4, 5. Target will remain visible at rest..
<b>Safe angles of fire:</b>	Reduced to the height of the backstops.

# STAGE 5 box 7, 8



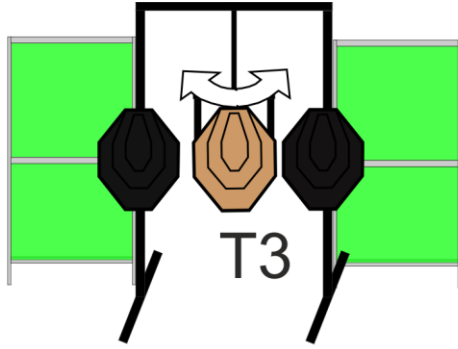
<b>Targets:</b>	4x IPSC Targets, 2 x IPSC Poppers, 2x IPSC Metal Plates
<b>Rounds to be scored:</b>	12
<b>Starting position:</b>	The competitor is standing inside the marked area.
<b>Time starts:</b>	Audible signal
<b>Handgun Ready condition:</b>	
<b>Procedure:</b>	After audible signal engage the targets.
<b>Safe angles of fire:</b>	Reduced to the height of the backstops.

# STAGE 6 box 9



<b>Targets:</b>	9x IPSC Targets, 2x IPSC Poppers, 2 x IPSC Metal Plates
<b>Rounds to be scored:</b>	22
<b>Starting position:</b>	The competitor is standing inside the marked area.
<b>Time starts:</b>	Audible signal
<b>Handgun Ready condition:</b>	
<b>Procedure:</b>	After audible signal engage the targets.
<b>Safe angles of fire:</b>	Reduced to the height of the backstops.

# STAGE 7 box 11




IPSC P 1



T4



T1

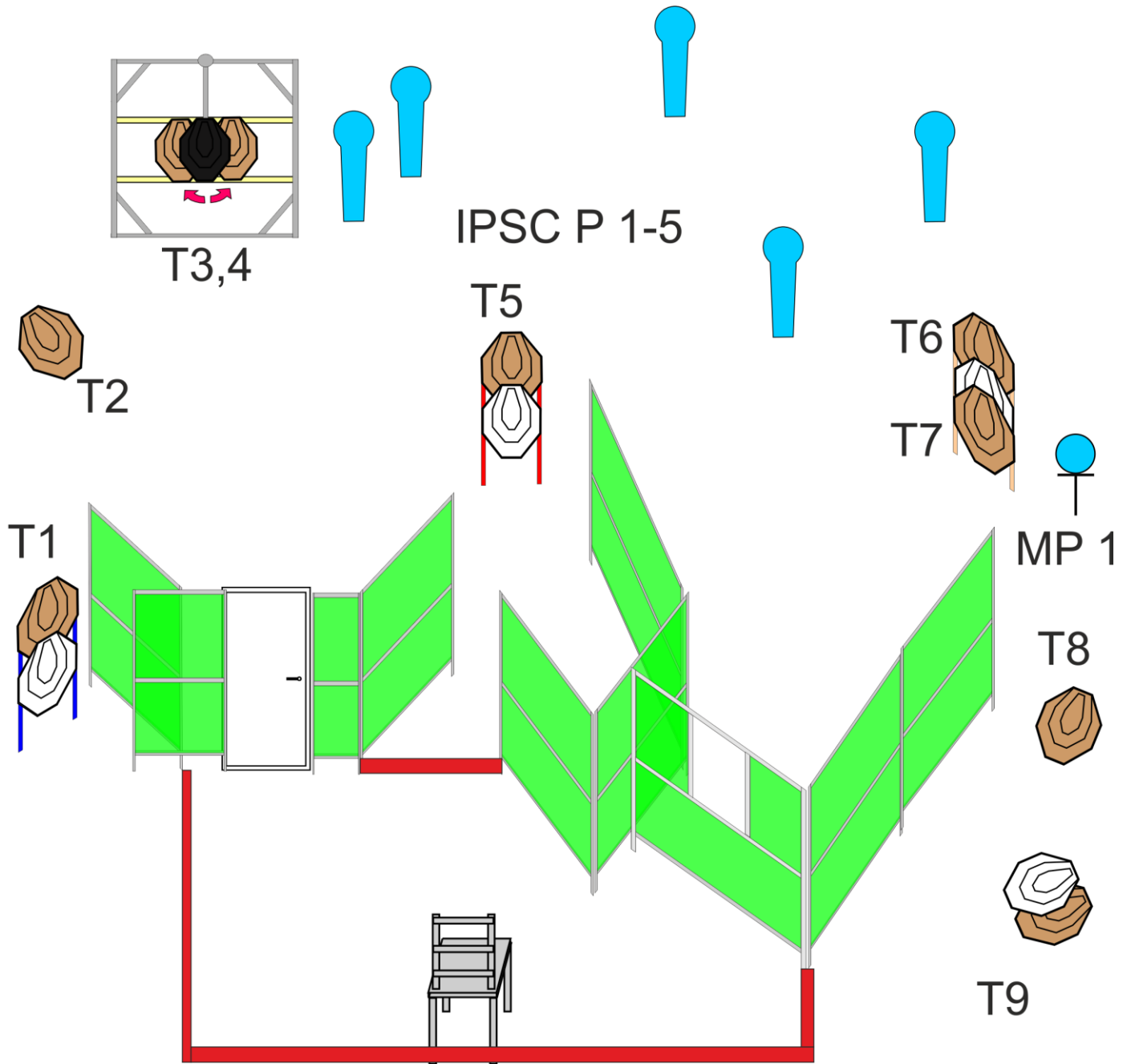


T5



<b>Targets:</b>	5x IPSC Targets, 1x IPSC Popper, 1x IPSC Metal Plate
<b>Rounds to be scored:</b>	12
<b>Starting position:</b>	The competitor is standing inside the marked area.
<b>Time starts:</b>	Audible signal
<b>Handgun Ready condition:</b>	
<b>Procedure:</b>	After audible signal engage the targets IPSC Popper 1 activates T3. Targets will remain visible at rest.
<b>Safe angles of fire:</b>	Reduced to the height of the backstops.

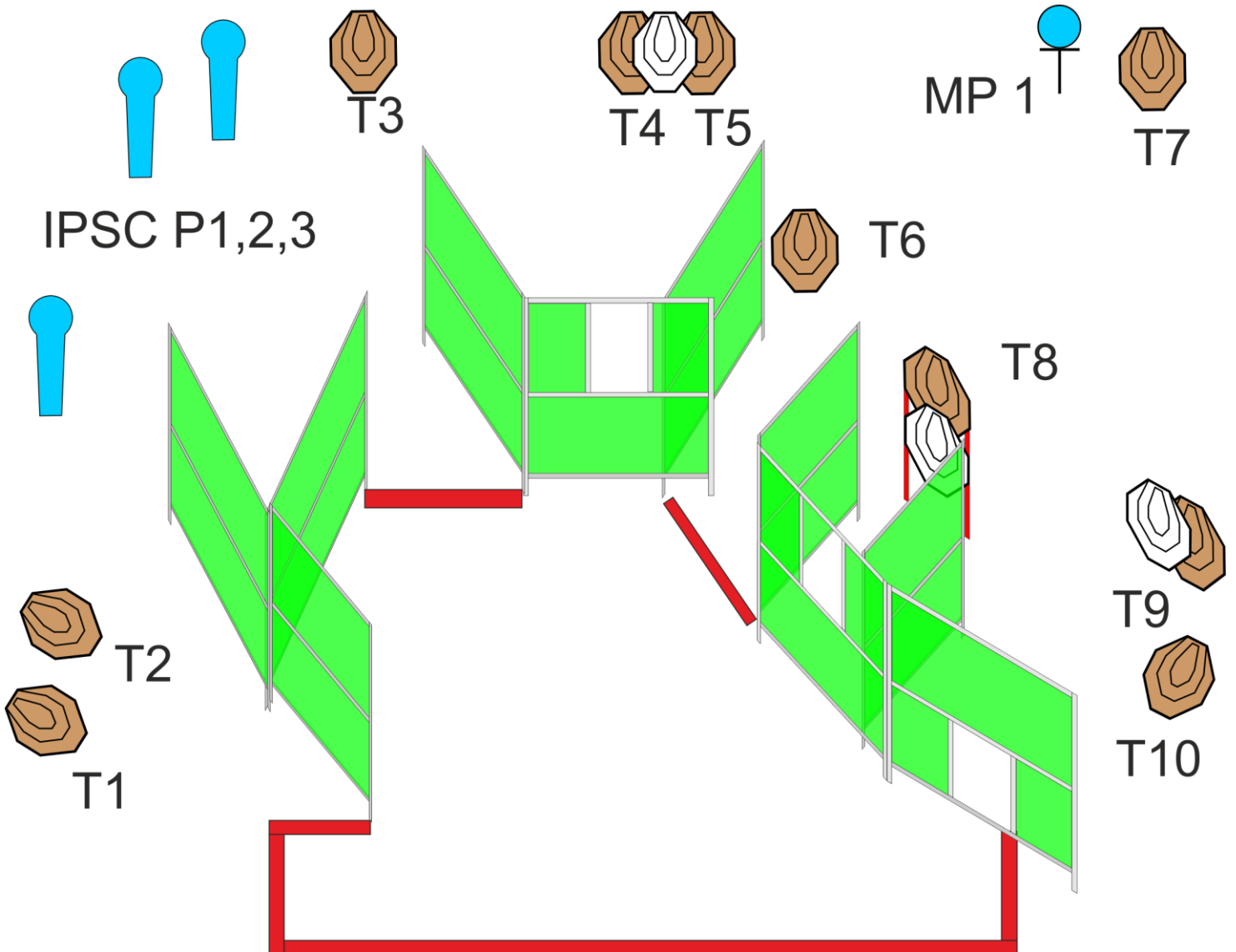
# STAGE 8 box 12



<b>Targets:</b>	9 x IPSC Targets, 5x IPSC Poppers, 1x IPSC Metal plate
<b>Rounds to be scored:</b>	24
<b>Starting position:</b>	The competitor sits on a chair in the marked area.
<b>Time starts:</b>	Audible signal
<b>Handgun Ready condition:</b>	Gun is holstered. Magazine inserted, chamber is empty
<b>Procedure:</b>	After audible signal engage the targets. Opening the door activates hard cover. Targets will remain visible at rest
<b>Safe angles of fire:</b>	Reduced to the height of the backstops.

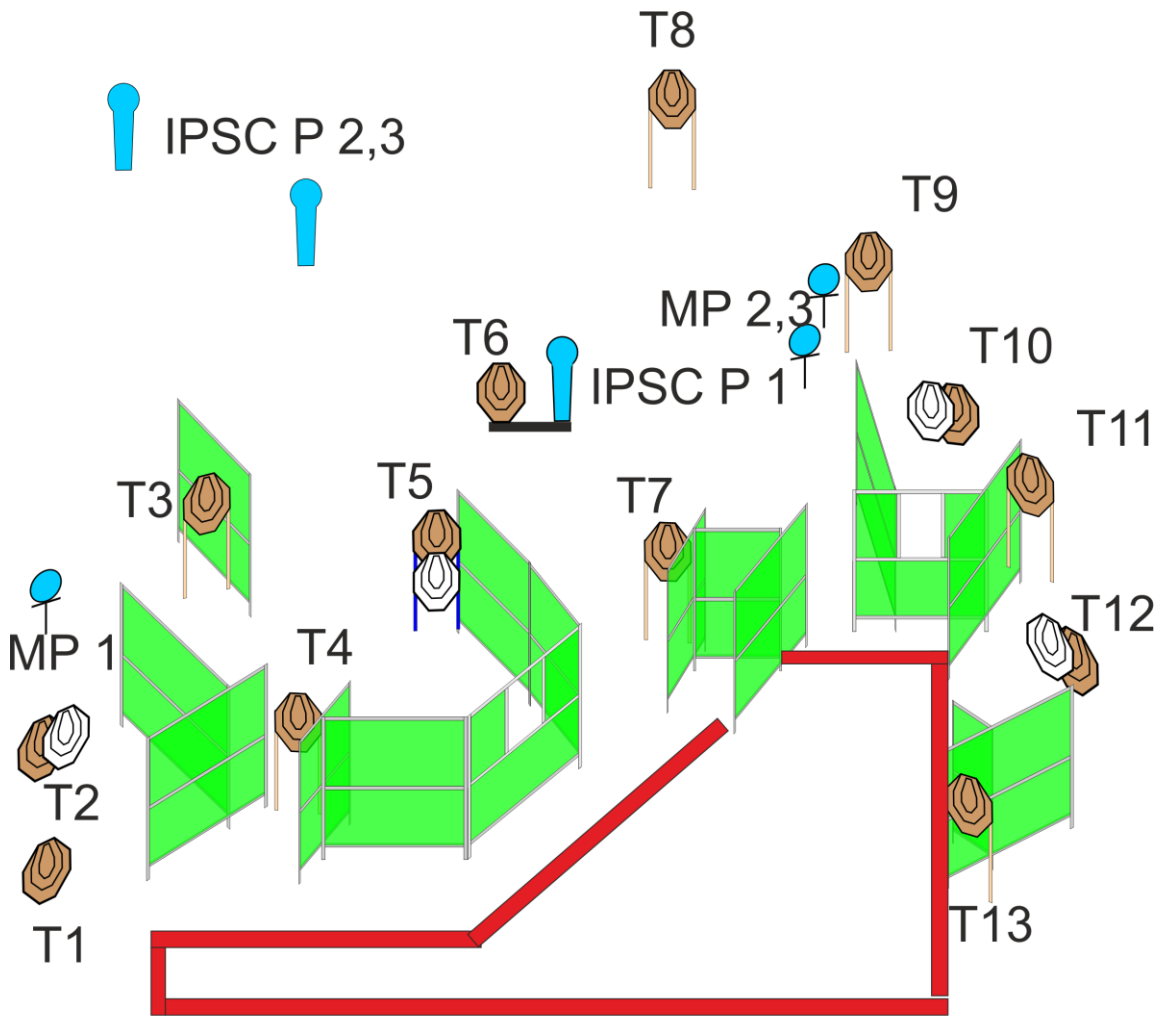


# STAGE 9 box 14



<b>Targets:</b>	10x IPSC Targets, 3x IPSC Poppers, 1x IPSC Metal Plate
<b>Rounds to be scored:</b>	24
<b>Starting position:</b>	The competitor is standing inside the marked area.
<b>Time starts:</b>	Audible signal
<b>Handgun Ready condition:</b>	
<b>Procedure:</b>	After audible signal engage the targets.
<b>Safe angles of fire:</b>	Reduced to the height of the backstops.

# STAGE 10 box 17



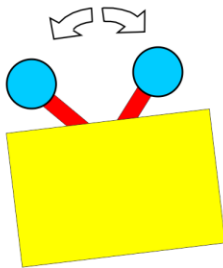
<b>Targets:</b>	13 x IPSC Targets, 3x IPSC Poppers, 3x IPSC Metal Plates
<b>Rounds to be scored:</b>	32
<b>Starting position:</b>	The competitor is standing inside the marked area.
<b>Time starts:</b>	Audible signal
<b>Handgun Ready condition:</b>	
<b>Procedure:</b>	After audible signal engage the targets. IPSC Popper 1 activates T 6. Target will remain visible at rest.
<b>Safe angles of fire:</b>	Reduced to the height of the backstops.

# STAGE 11 box 18




IPSC P 1

MP 1,2



MP 3



T3




T2

T4



T1




<b>Targets:</b>	4x IPSC Targets, 1x IPSC Popper, 3 x IPSC Metal Plates
<b>Rounds to be scored:</b>	12
<b>Starting position:</b>	The competitor is standing inside the marked area.
<b>Time starts:</b>	Audible signal
<b>Handgun Ready condition:</b>	Gun is lying on the table, chamber and magwell empty, all magazines on the table, none on the belt.
<b>Procedure:</b>	After audible signal engage the targets. IPSC Popper 1 activates IPSC Metal plates 1, 2. Metal plates will remain visible at rest.
<b>Safe angles of fire:</b>	Reduced to the height of the backstops.

# STAGE 12 box 20

T2




IPSC P 1



MP 1

T3




T4



T5



T1



<b>Targets:</b>	5x IPSC Targets, 1x IPSC Popper, 1x IPSC Metal Plate
<b>Rounds to be scored:</b>	12
<b>Starting position:</b>	The competitor is standing inside the marked area.
<b>Time starts:</b>	Audible signal
<b>Handgun Ready condition:</b>	
<b>Procedure:</b>	After audible signal engage the targets, IPSC Popper 1 activates T3. Targets will remain visible at rest.
<b>Safe angles of fire:</b>	Reduced to the height of the backstops.