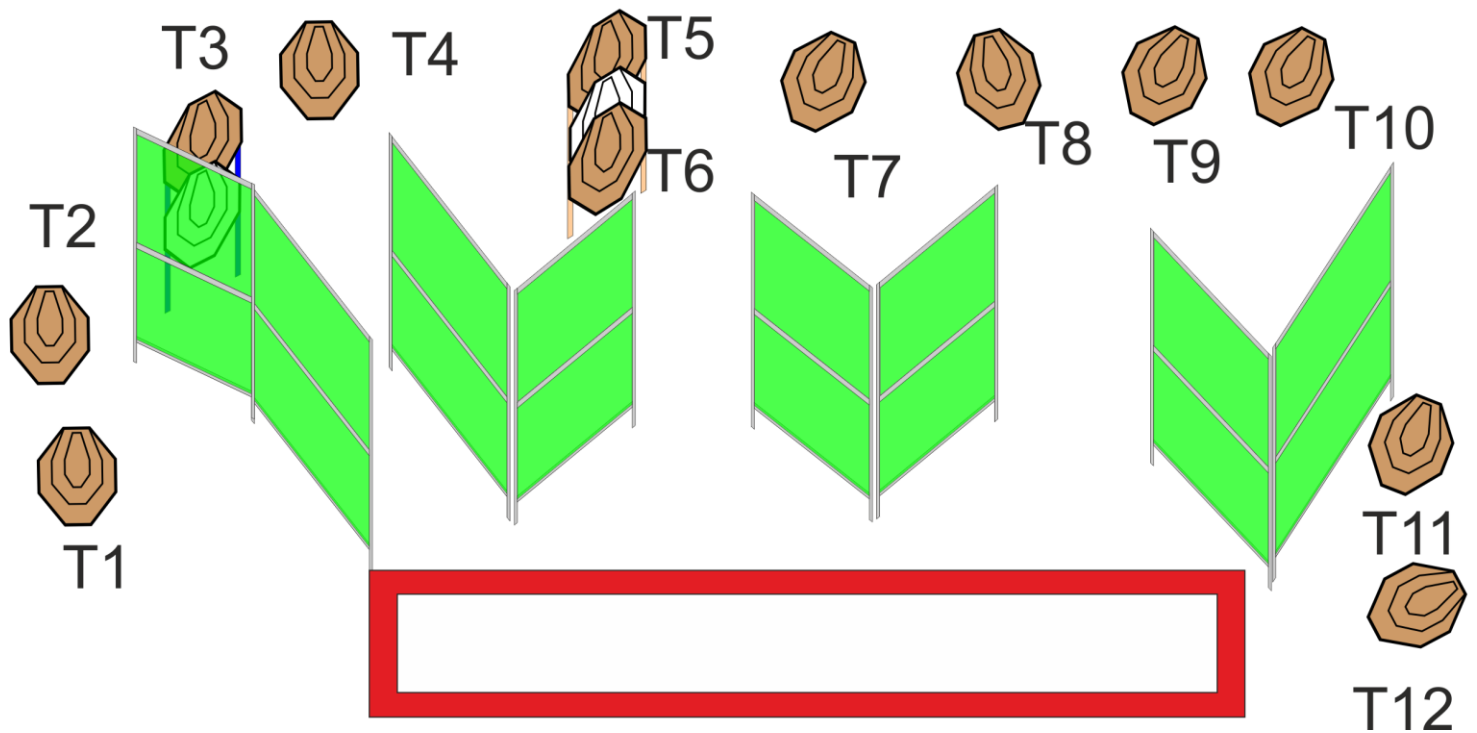
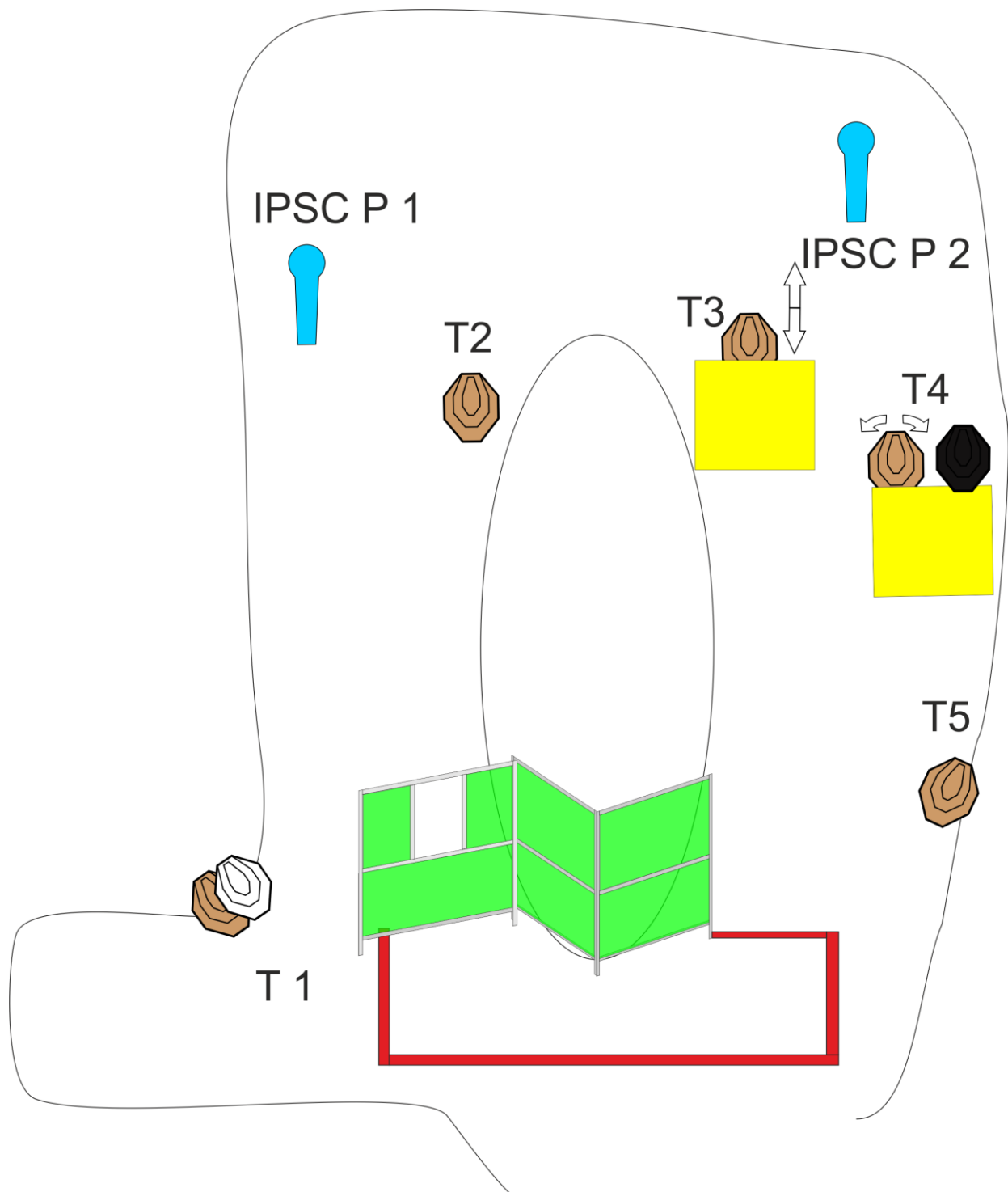


# STAGE 1 box 1



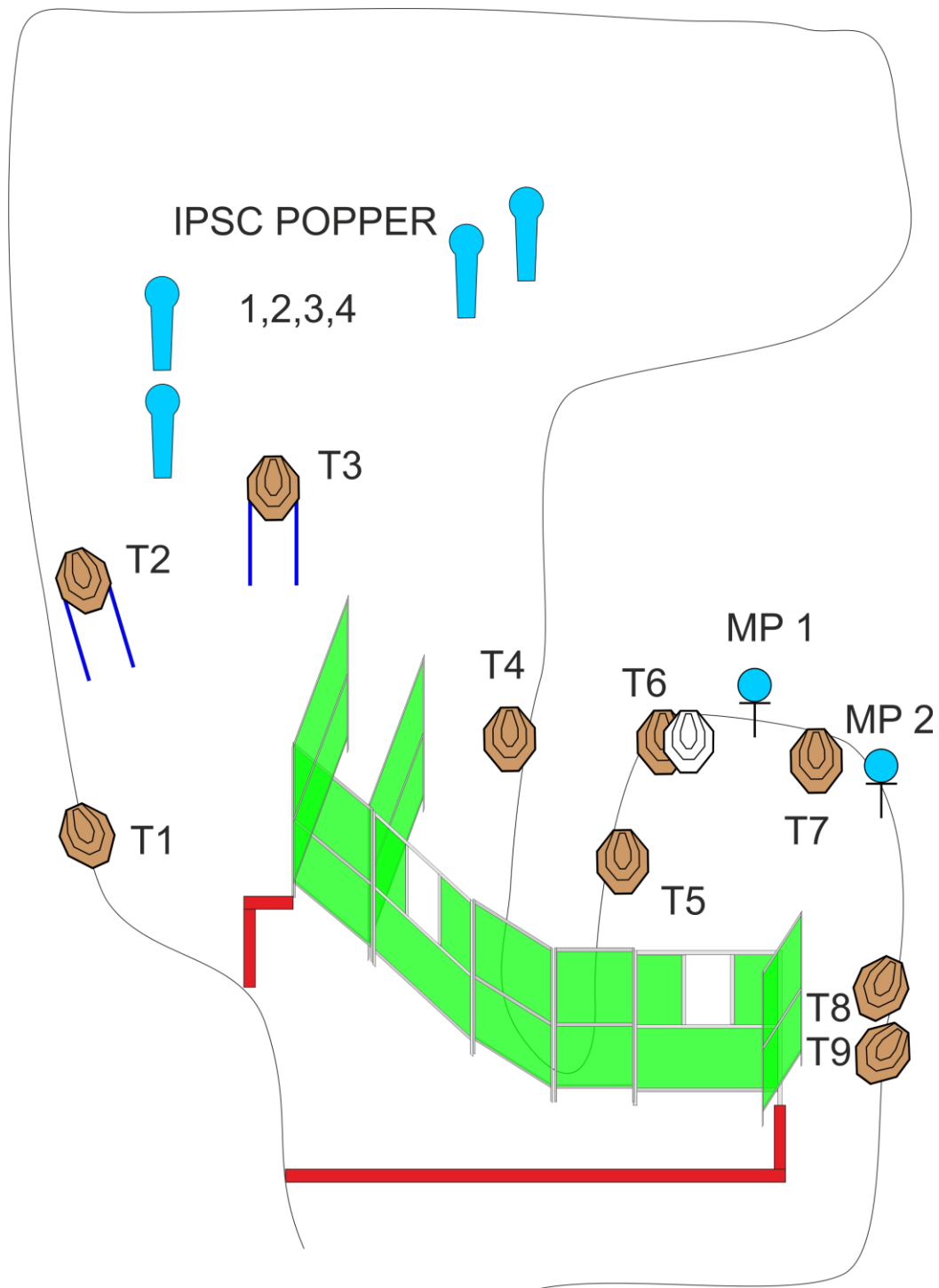
<b>Targets:</b>	12 x MINI IPSC Targets
<b>Rounds to be scored:</b>	24
<b>Starting position:</b>	The competitor is standing inside the marked area. . Audible signal
<b>Time starts:</b>	
<b>Handgun Ready condition:</b>	
<b>Procedure:</b>	After audible signal engage the targets.
<b>Safe angles of fire:</b>	Reduced to the height of the backstops.

## STAGE 2 box 2



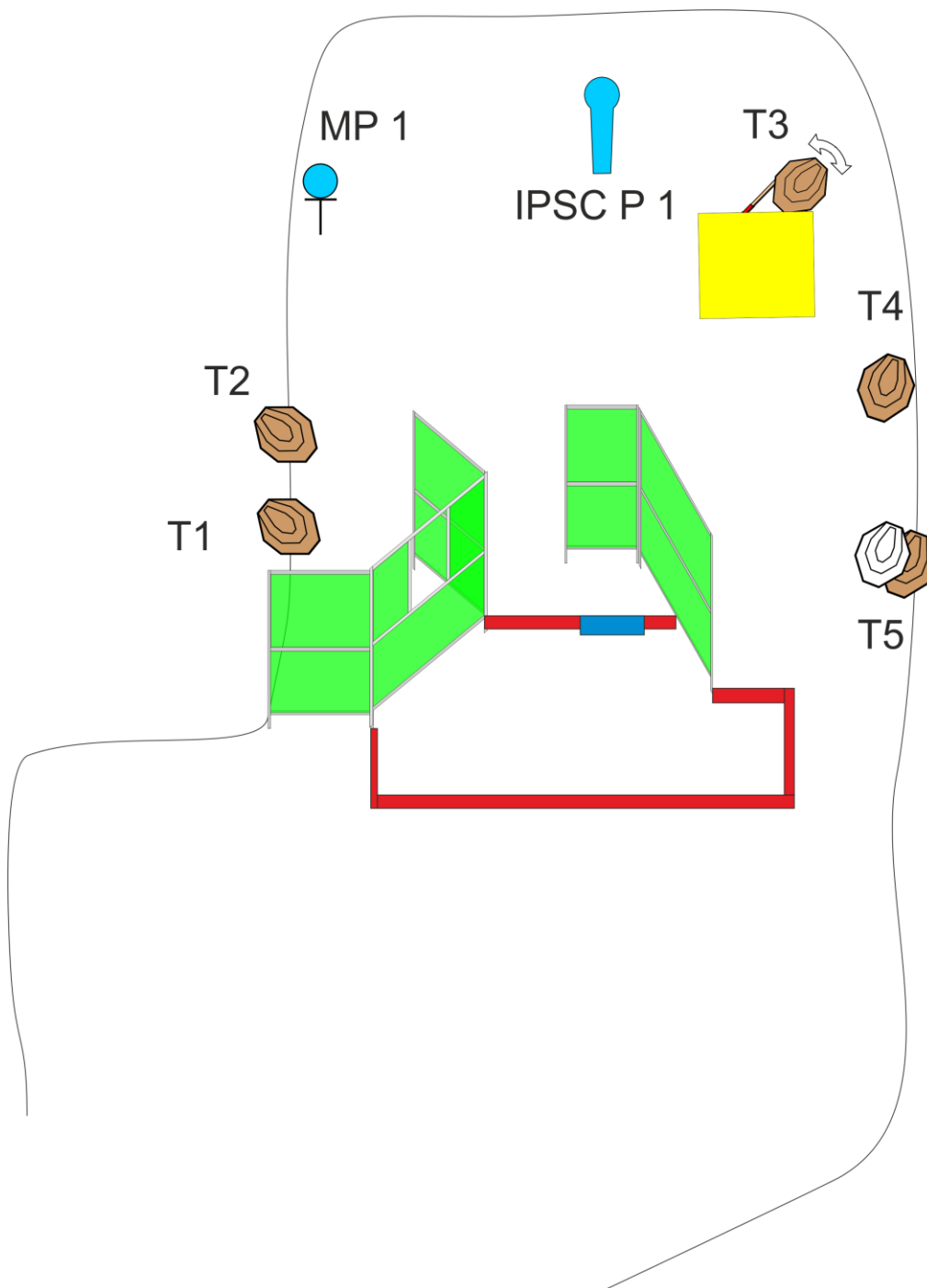
<b>Targets:</b>	5x IPSC Targets, 2 x IPSC Poppers
<b>Rounds to be scored:</b>	12
<b>Starting position:</b>	The competitor is standing inside the marked area.
<b>Time starts:</b>	Audible signal
<b>Handgun Ready condition:</b>	
<b>Procedure</b>	After audible signal engage the targets. IPSC Popper 2 activates T 3, T 4. Targets will remain visible at rest.
<b>Safe angles of fire:</b>	Reduced to the height of the backstops.

# STAGE 3 box 3



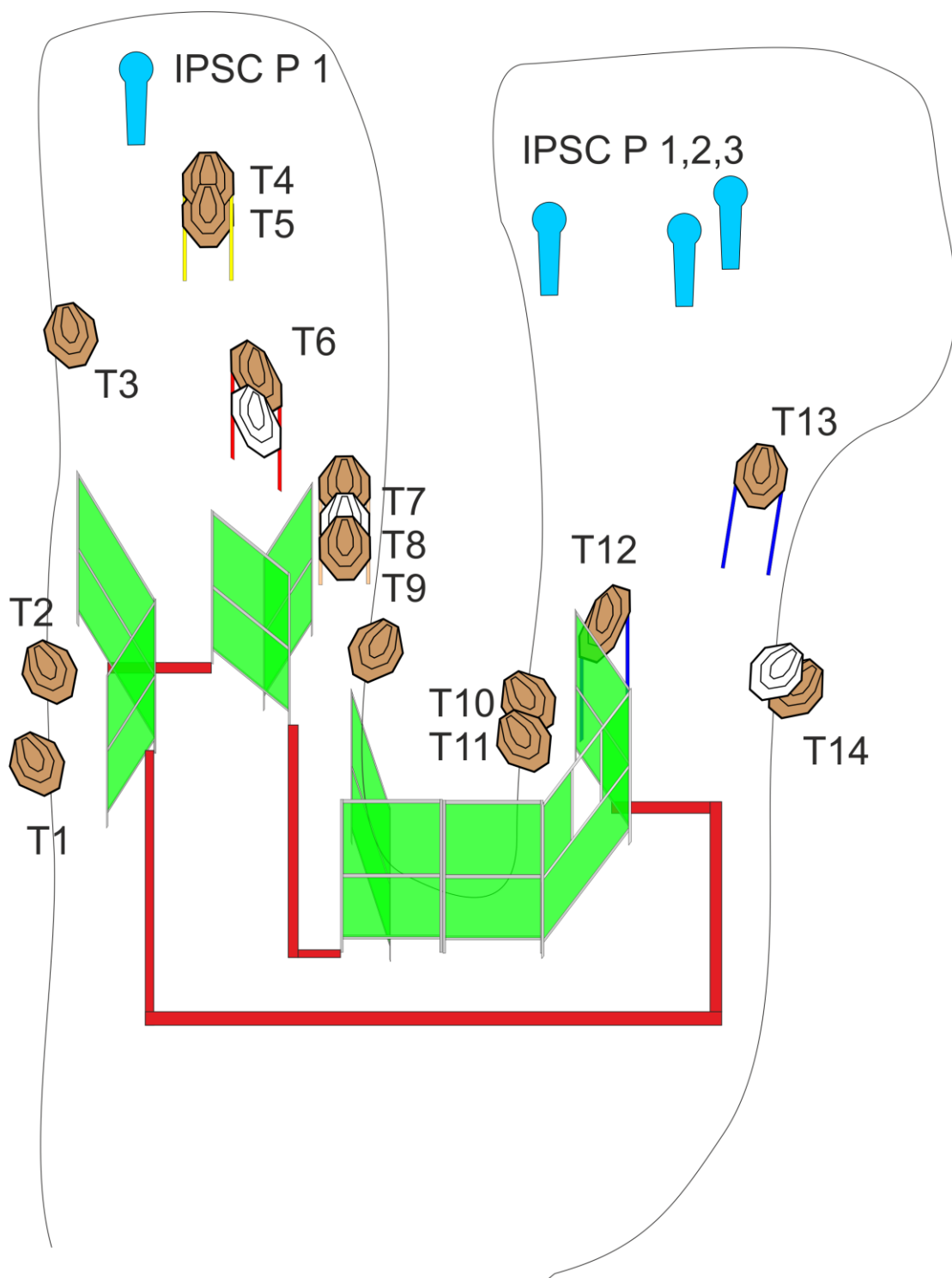
<b>Targets:</b>	9x IPSC Targets, 4 x IPSC Poppers, 2 X IPSC Metal Plates
<b>Rounds to be scored:</b>	24
<b>Starting position:</b>	The competitor is standing inside the marked area. Heels touching blue line.
<b>Time starts:</b>	Audible signal
<b>Handgun Ready condition:</b>	
<b>Procedure:</b>	After audible signal engage the targets.
<b>Safe angles of fire:</b>	Reduced to the height of the backstops.

# STAGE 4 box 4



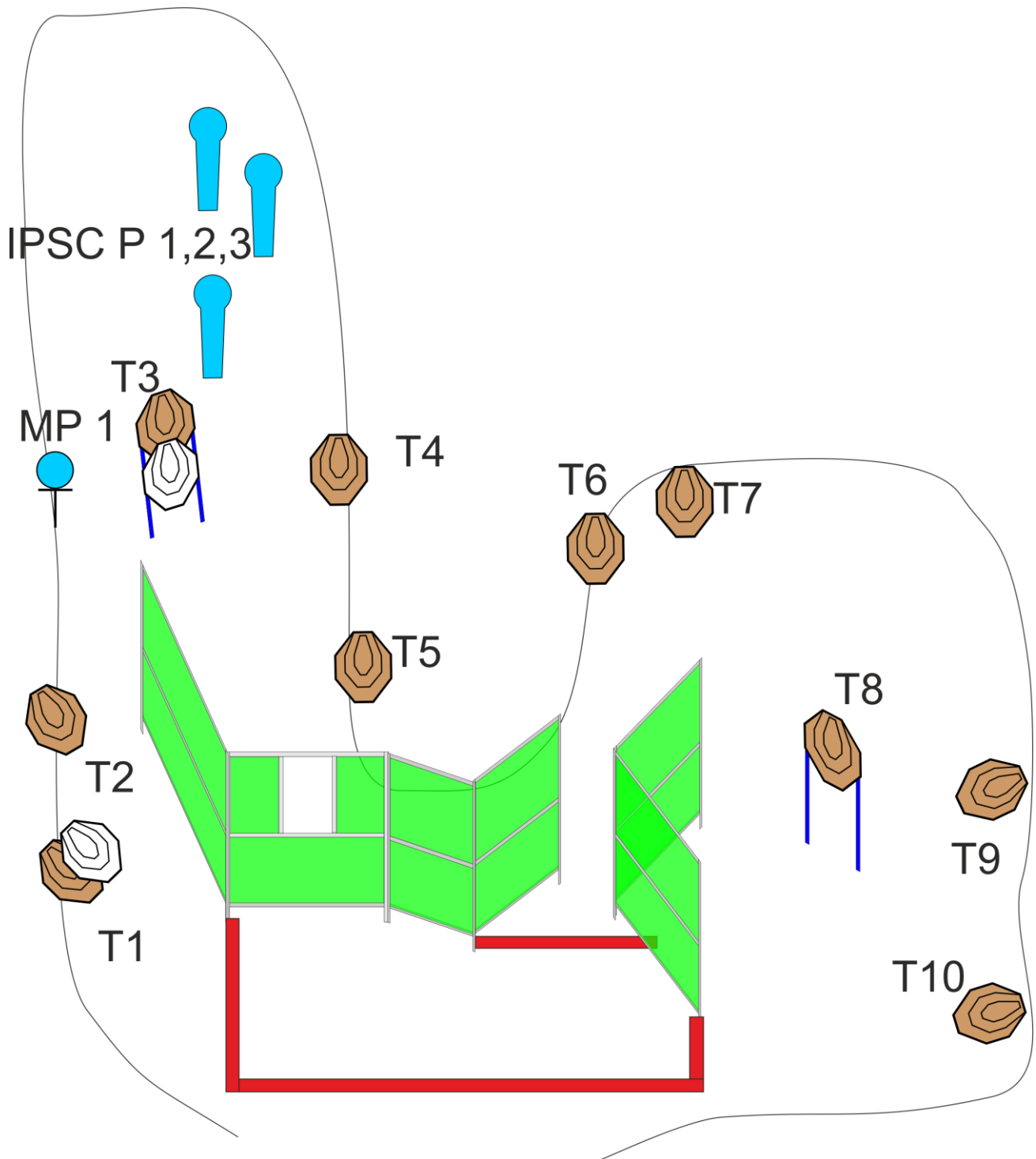
<b>Targets:</b>	5x IPSC Targets, 1 x IPSC Popper, 1x IPSC Metal Plate
<b>Rounds to be scored:</b>	12
<b>Starting position:</b>	The competitor is standing inside the marked area. Toes touching blue line.
<b>Time starts:</b>	Audible signal
<b>Handgun Ready condition:</b>	
<b>Procedure:</b>	After audible signal engage the targets. IPSC Popper 1 activates T3. Target will remain visible at rest..
<b>Safe angles of fire:</b>	Reduced to the height of the backstops.

# STAGE 5 box 5, 6



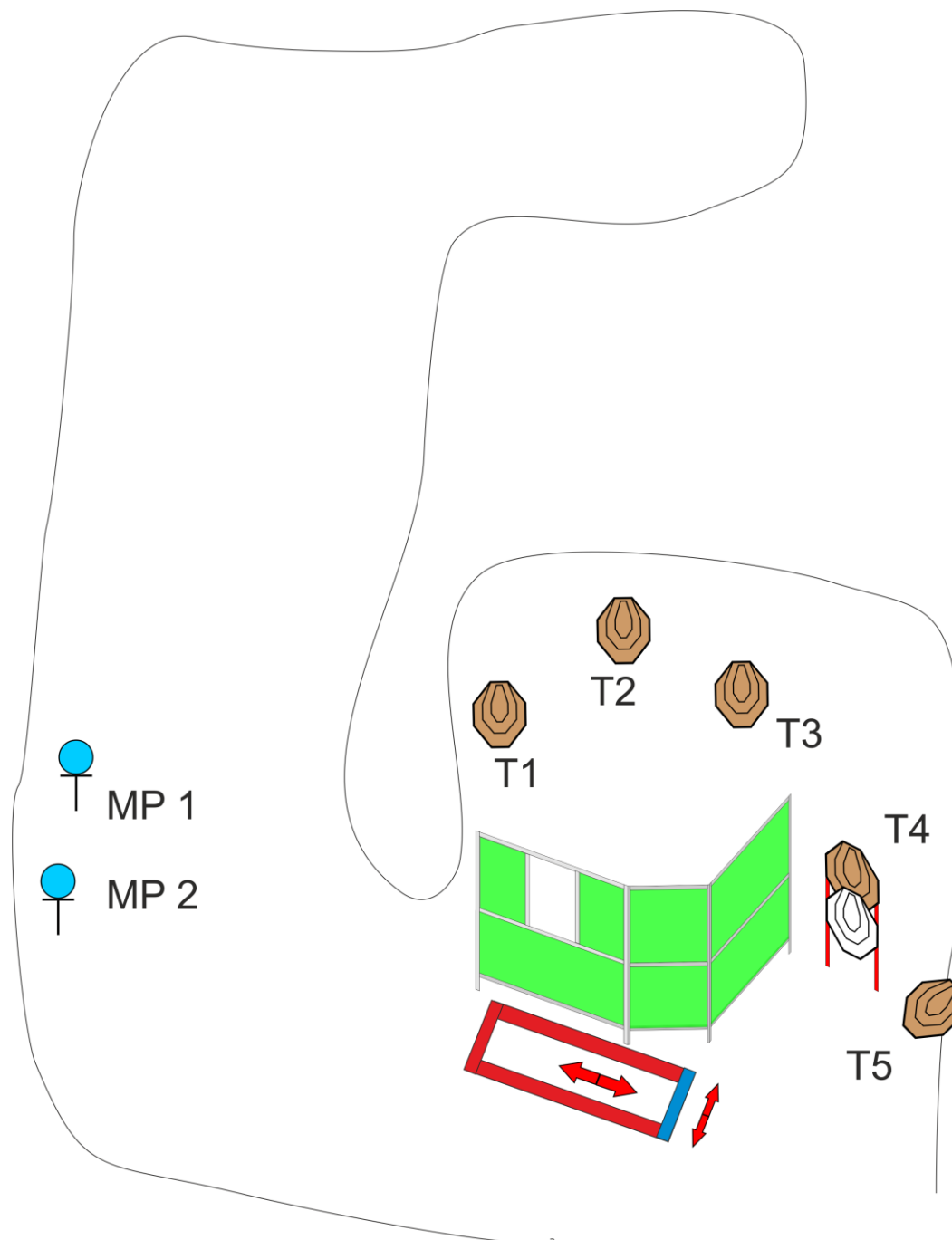
<b>Targets:</b>	14x IPSC Targets, 4 x IPSC Poppers
<b>Rounds to be scored:</b>	32
<b>Starting position:</b>	The competitor is standing inside the marked area.
<b>Time starts:</b>	Audible signal
<b>Handgun Ready condition:</b>	
<b>Procedure:</b>	After audible signal engage the targets.
<b>Safe angles of fire:</b>	Reduced to the height of the backstops.

## STAGE 6 box 7, 8



<b>Targets:</b>	10 x IPSC Targets, 3 x IPSC Poppers, 1 x IPSC Metal Plates
<b>Rounds to be scored:</b>	24
<b>Starting position:</b>	The competitor is standing inside the marked area.
<b>Time starts:</b>	Audible signal
<b>Handgun Ready condition:</b>	
<b>Procedure:</b>	After audible signal engage the targets.
<b>Safe angles of fire:</b>	Reduced to the height of the backstops.

# STAGE 7 box 9



**Targets:** 5x IPSC Targets, 2x IPSC Metal Plates

**Rounds to be scored:** 12

**Starting position:** The competitor is standing inside the marked area. Right foot touches the blue line.

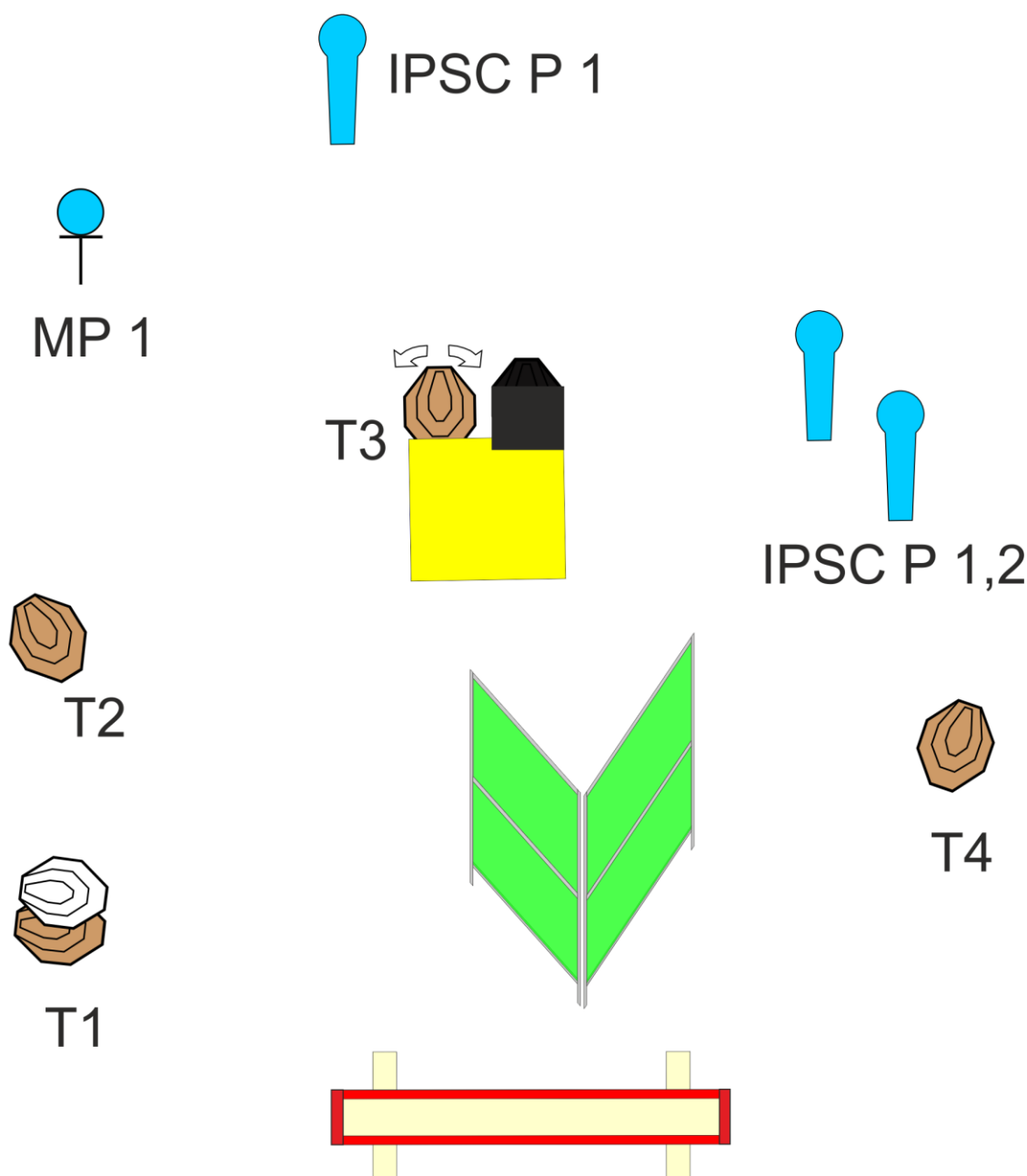
**Time starts:** Audible signal

**Handgun Ready condition:**

**Procedure:** After audible signal engage the targets

**Safe angles of fire:** Reduced to the height of the backstops.

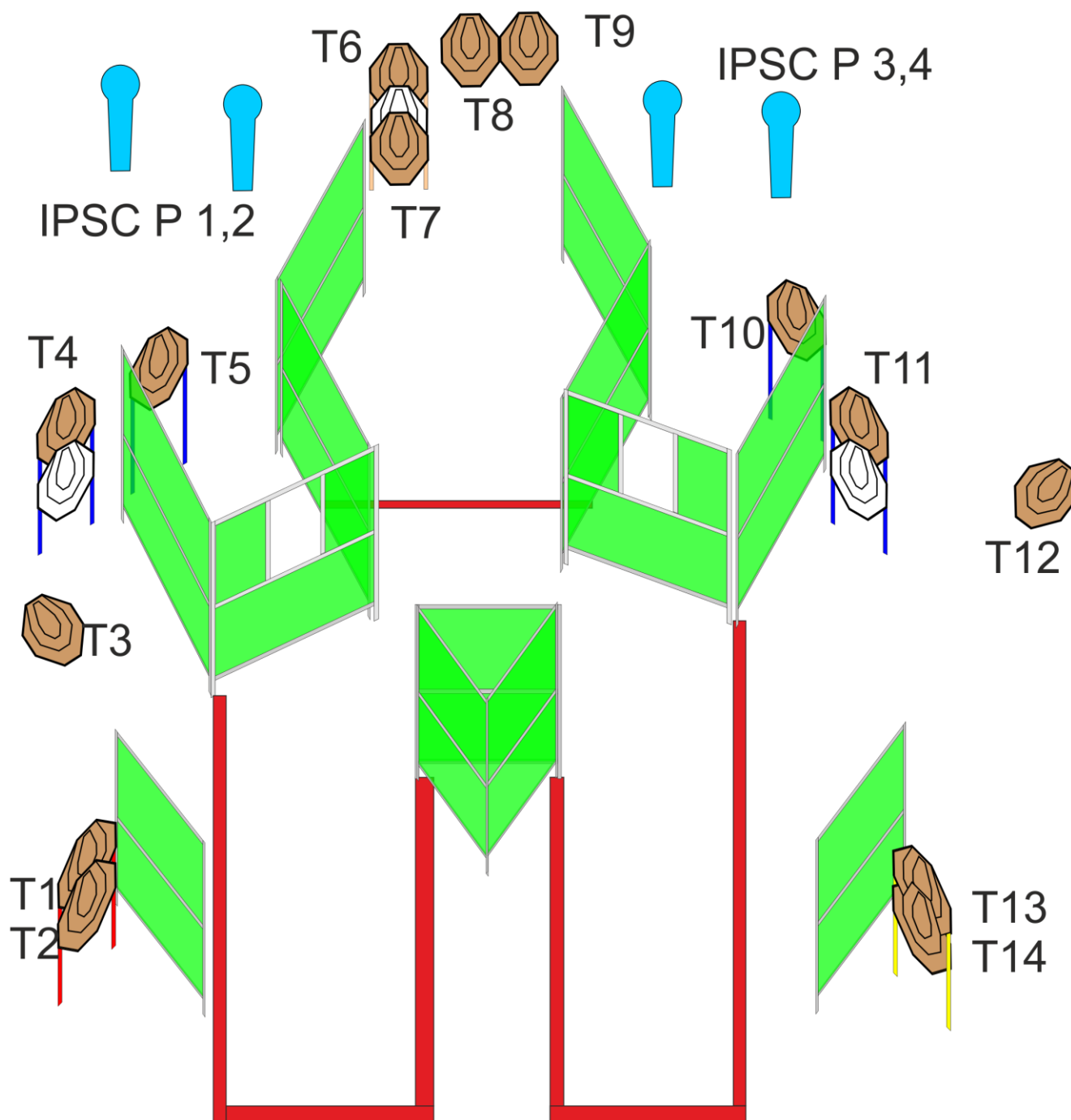
# STAGE 8 box 11



<b>Targets:</b>	5 x IPSC Targets, 3x IPSC Poppers. 1 x IPSC Metal plate
<b>Rounds to be scored:</b>	12
<b>Starting position:</b>	The competitor is standing inside the marked area.
<b>Time starts:</b>	Audible signal
<b>Handgun Ready condition:</b>	Gun is holstered. Magazine inserted, chamber is empty
<b>Procedure:</b>	After audible signal engage the targets. . IPSC Popper 1 activates T 3. Target will remain visible at rest..
<b>Safe angles of fire:</b>	Reduced to the height of the backstops.



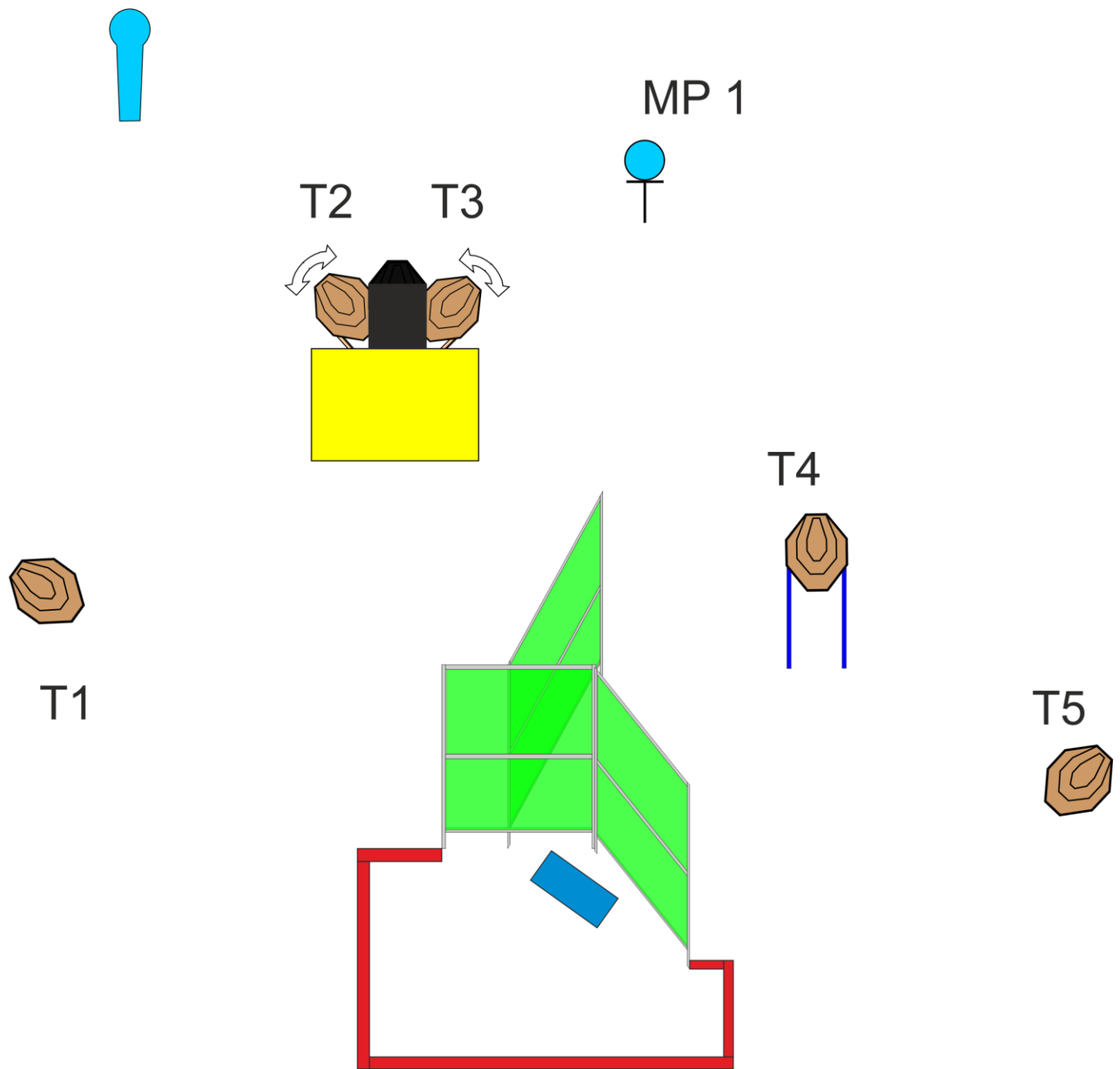
# STAGE 9 box 12



<b>Targets:</b>	14 x IPSC Targets, 4x IPSC Poppers,
<b>Rounds to be scored:</b>	32
<b>Starting position:</b>	The competitor is standing inside the marked area.
<b>Time starts:</b>	Audible signal
<b>Handgun Ready condition:</b>	
<b>Procedure:</b>	After audible signal engage the targets
<b>Safe angles of fire:</b>	Reduced to the height of the backstops.

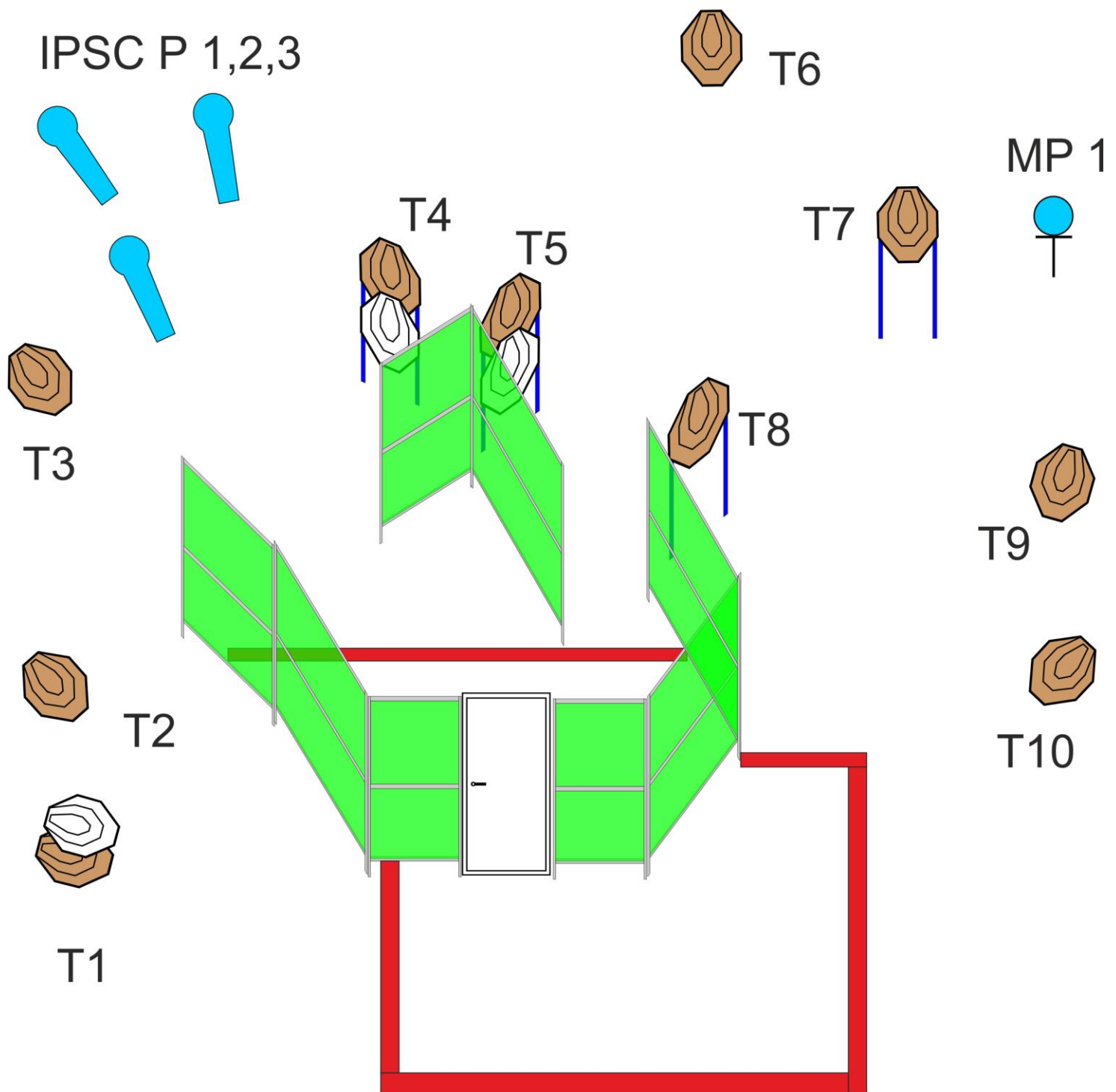
# STAGE 10 box 14

IPSC P 1



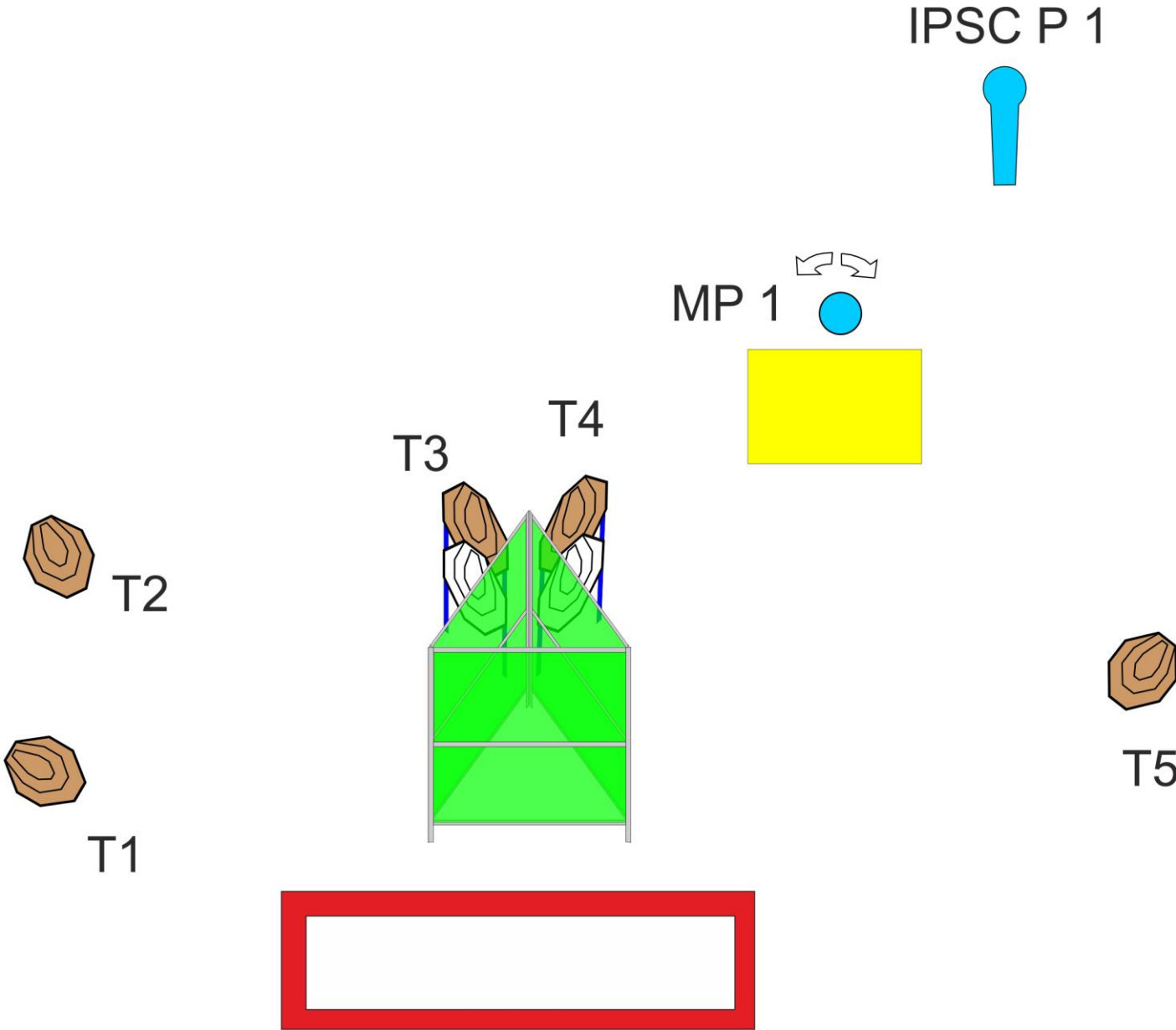
<b>Targets:</b>	5 x IPSC Targets, 1x IPSC Popper, 1x IPSC Metal Plate
<b>Rounds to be scored:</b>	12
<b>Starting position:</b>	The competitor is standing inside the marked area. Toes touching the blue line.
<b>Time starts:</b>	Audible signal
<b>Handgun Ready condition:</b>	
<b>Procedure:</b>	After audible signal engage the targets. IPSC Popper 1 activates T2, 3. Target will remain visible at rest..
<b>Safe angles of fire:</b>	Reduced to the height of the backstops.

# STAGE 11 box 17



<b>Targets:</b>	10x IPSC Targets, 3x IPSC Poppers, 1 x IPSC Metal Plate
<b>Rounds to be scored:</b>	24
<b>Starting position:</b>	The competitor is standing inside the marked area.
<b>Time starts:</b>	Audible signal
<b>Handgun Ready condition:</b>	
<b>Procedure:</b>	After audible signal engage the targets.
<b>Safe angles of fire:</b>	Reduced to the height of the backstops.

# STAGE 12 box 18



<b>Targets:</b>	5x IPSC Targets, 1x IPSC Popper, 1x IPSC Metal Plate
<b>Rounds to be scored:</b>	12
<b>Starting position:</b>	The competitor is standing inside the marked area.
<b>Time starts:</b>	Audible signal
<b>Handgun Ready condition:</b>	
<b>Procedure:</b>	After audible signal engage the targets, IPSC Popper 1 activates IPSC Metal plate 1. Metal plate will remain visible at rest.
<b>Safe angles of fire:</b>	Reduced to the height of the backstops.