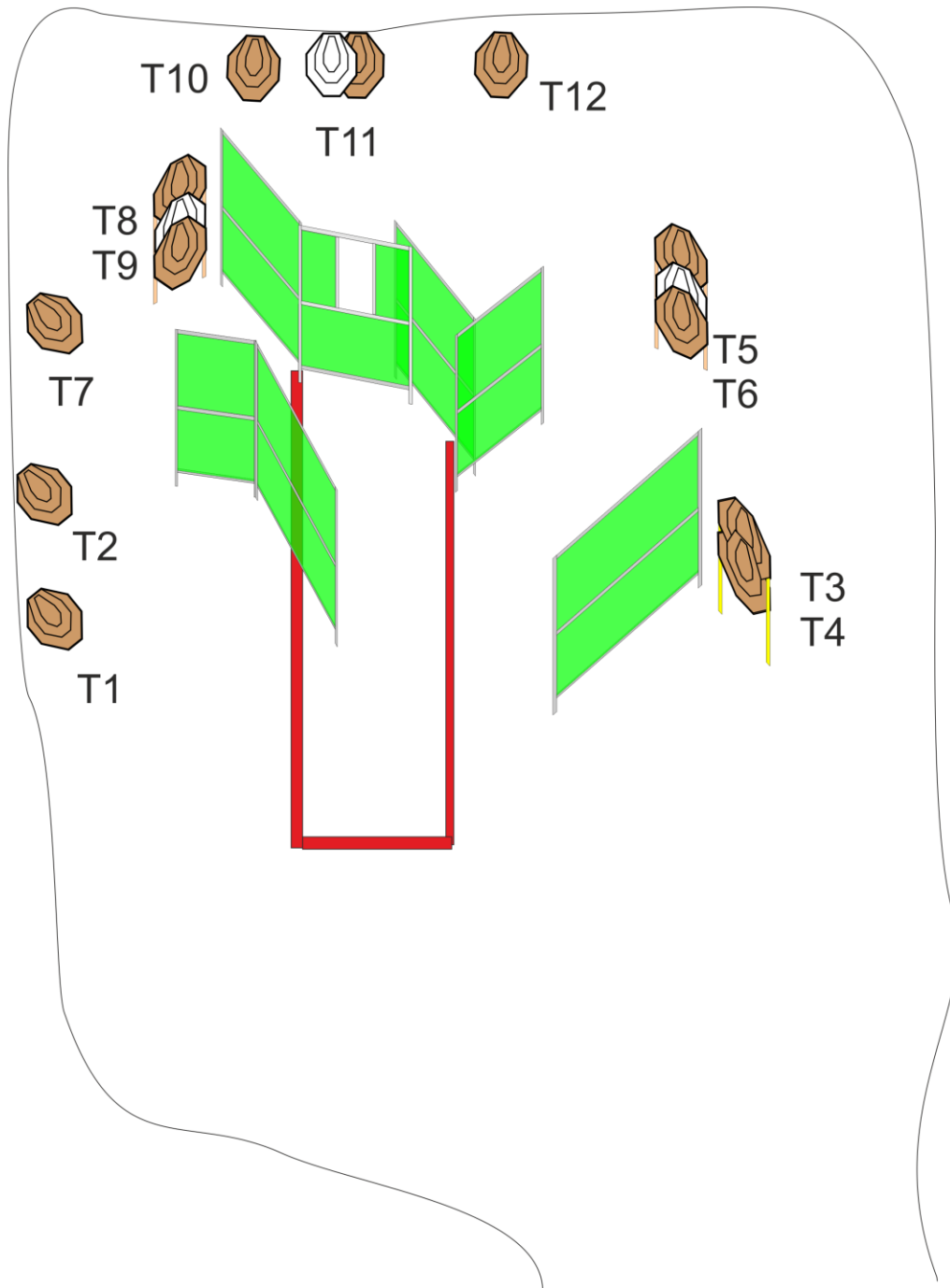


# STAGE 1 box 1



**Targets:** 12 x IPSC Targets

**Rounds to be scored:** 24

**Starting position:** The competitor is standing inside the marked area.

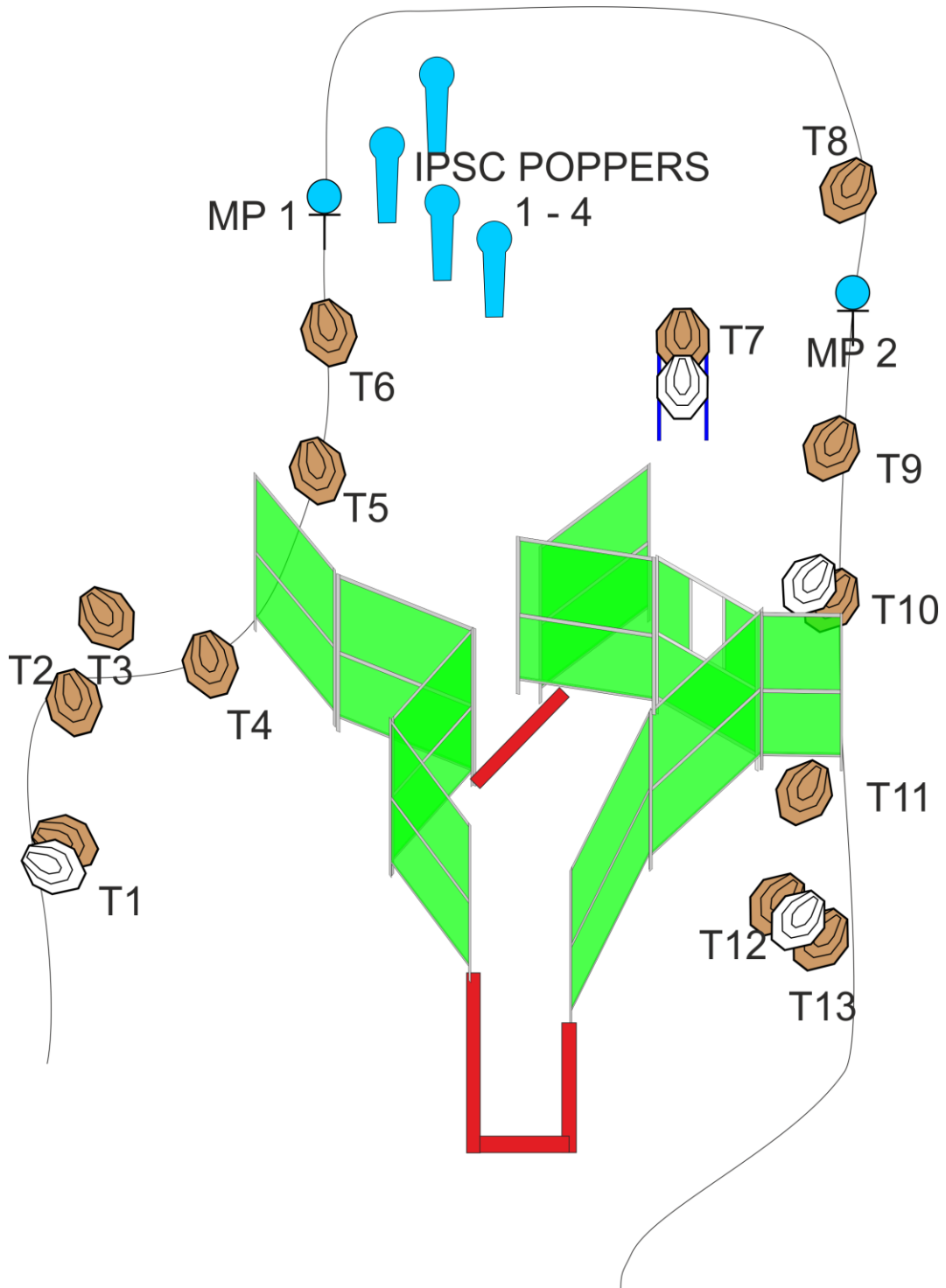
**Time starts:** Audible signal

**Handgun Ready condition:**

**Procedure:** After audible signal engage the targets.

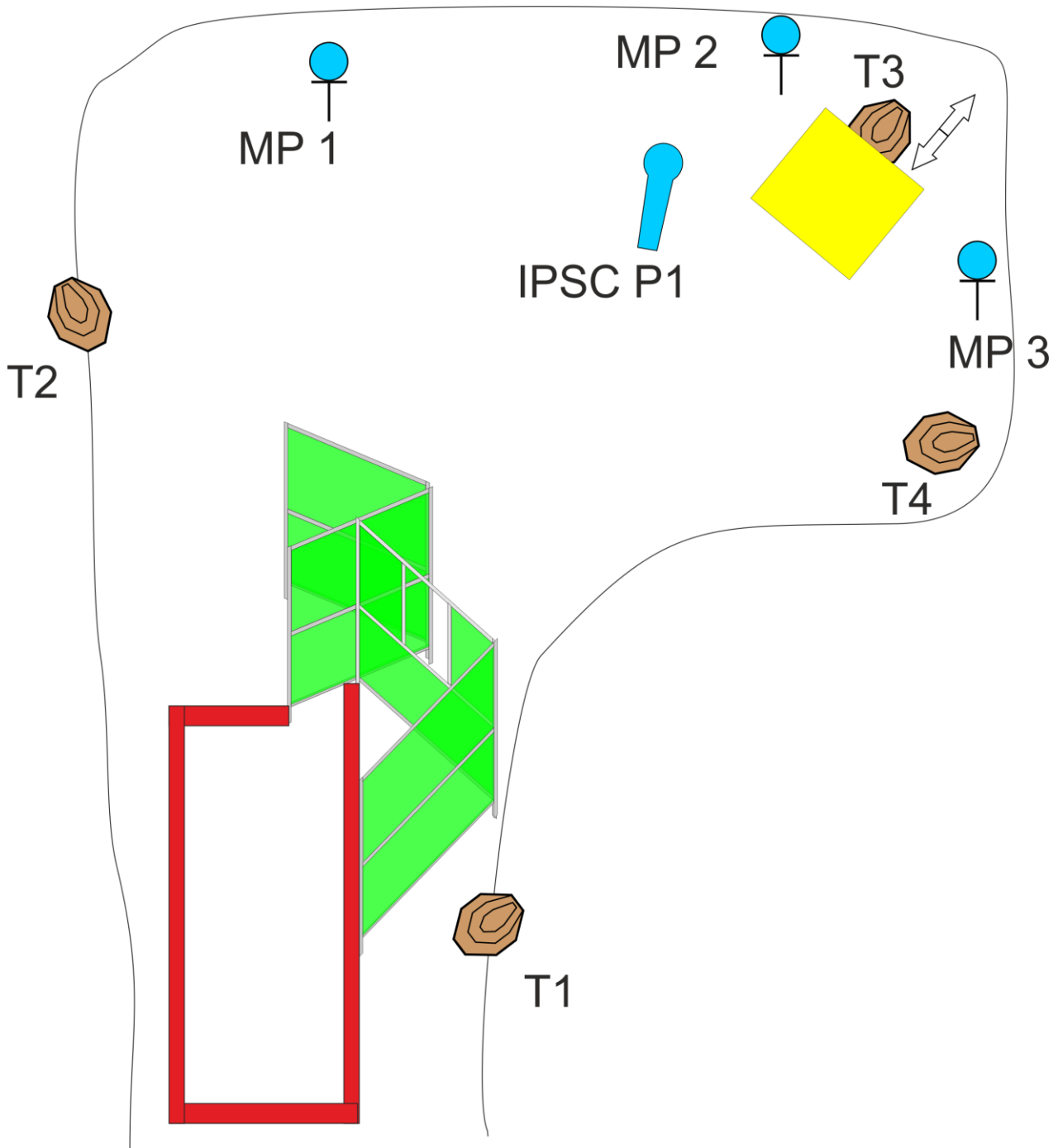
**Safe angles of fire:** Reduced to the height of the backstops.

# STAGE 2 box 4



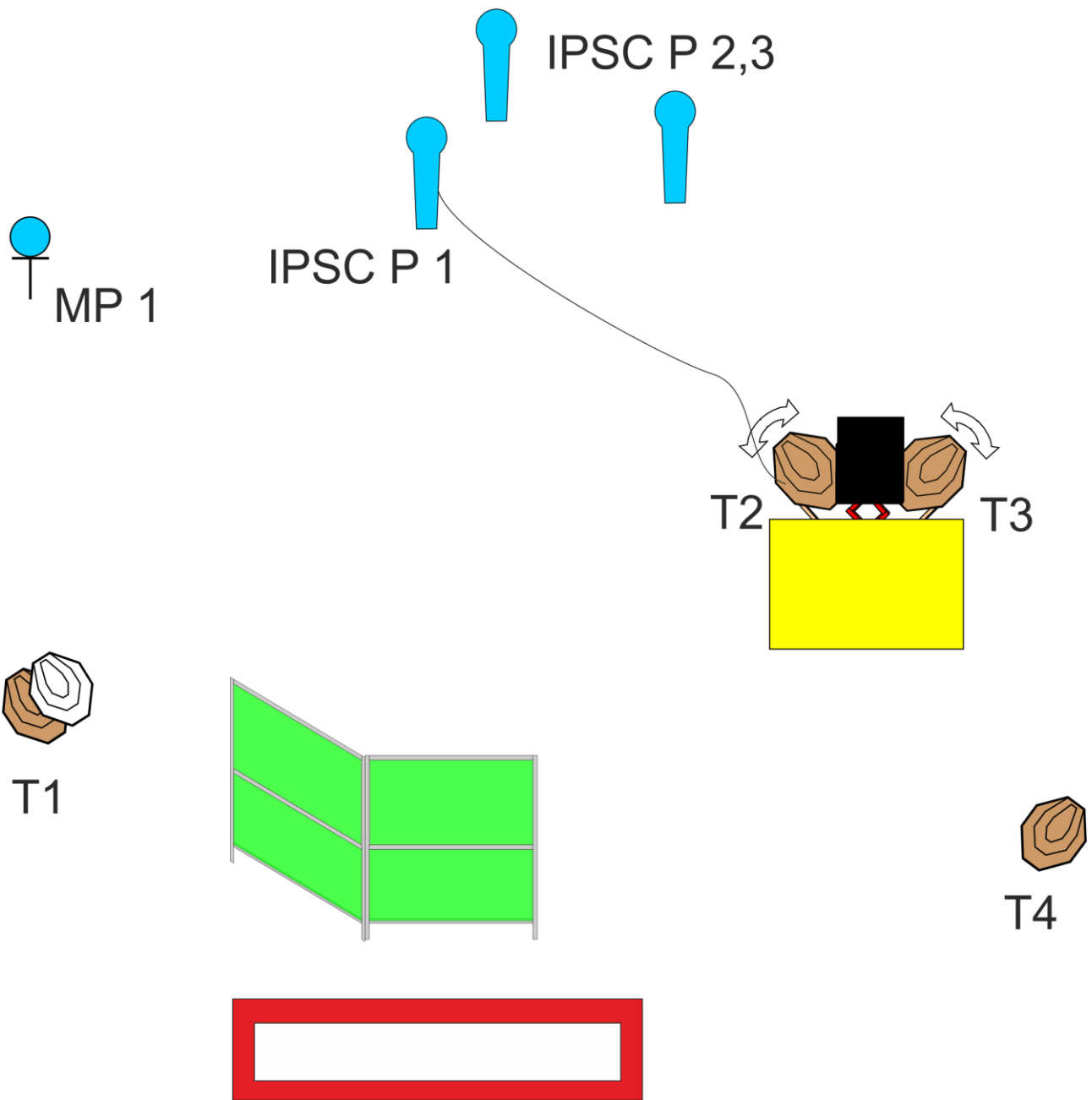
<b>Targets:</b>	13x IPSC Targets, 4 x IPSC Poppers, 2 x IPSC Metal Plates
<b>Rounds to be scored:</b>	32
<b>Starting position:</b>	The competitor is standing inside the marked area.
<b>Time starts:</b>	Audible signal
<b>Handgun Ready condition:</b>	
<b>Procedure</b>	After audible signal engage the targets.
<b>Safe angles of fire:</b>	Reduced to the height of the backstops.

# STAGE 3 box 5



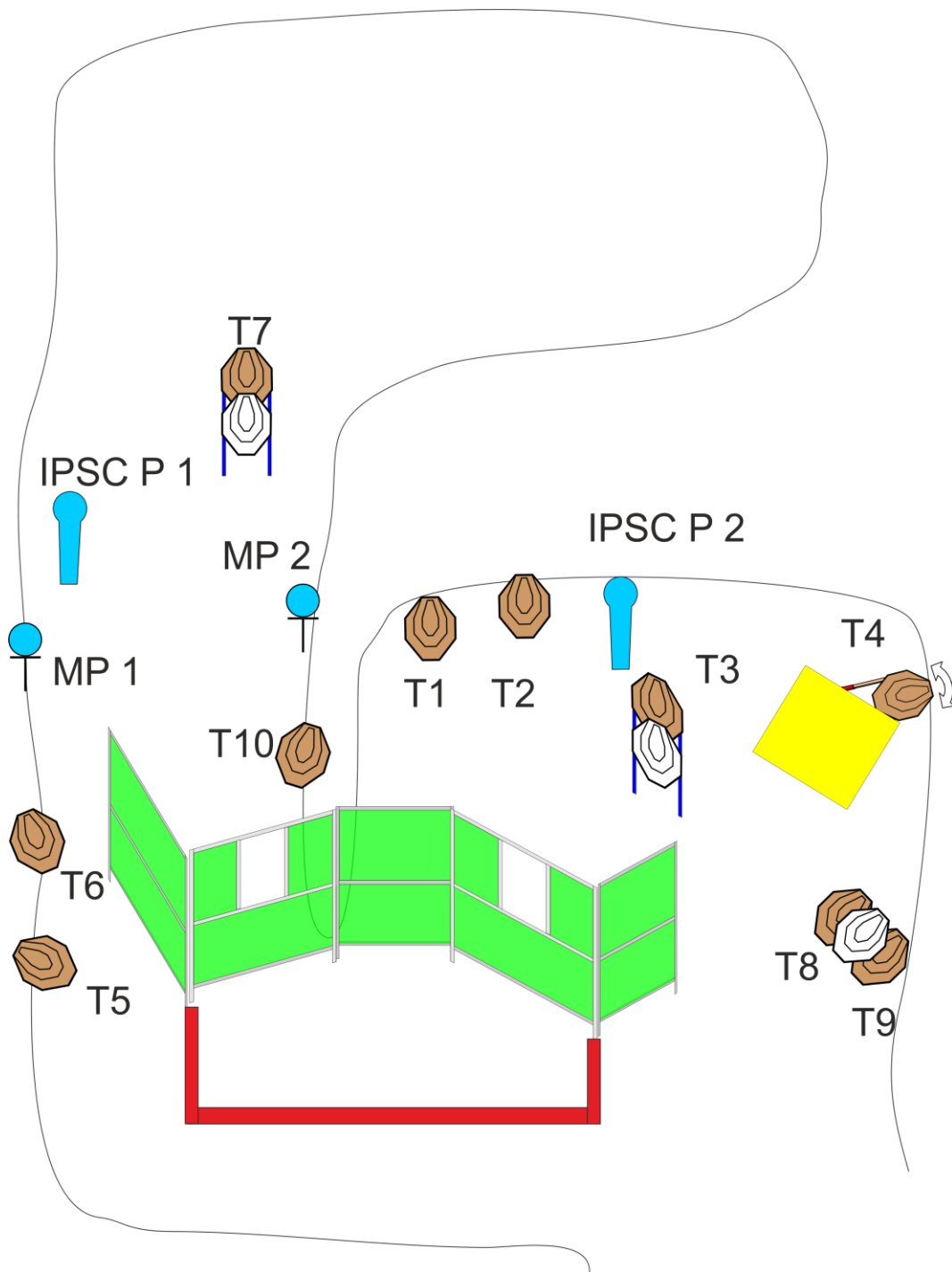
<b>Targets:</b>	4x IPSC Targets, 1 x IPSC Popper, 3 X IPSC Metal Plates
<b>Rounds to be scored:</b>	12
<b>Starting position:</b>	The competitor is standing inside the marked area.
<b>Time starts:</b>	Audible signal
<b>Handgun Ready condition:</b>	
<b>Procedure:</b>	After audible signal engage the targets. IPSC Popper 1 activates T 3. Targets will remain visible at rest.
<b>Safe angles of fire:</b>	Reduced to the height of the backstops.

# STAGE 4 box 6



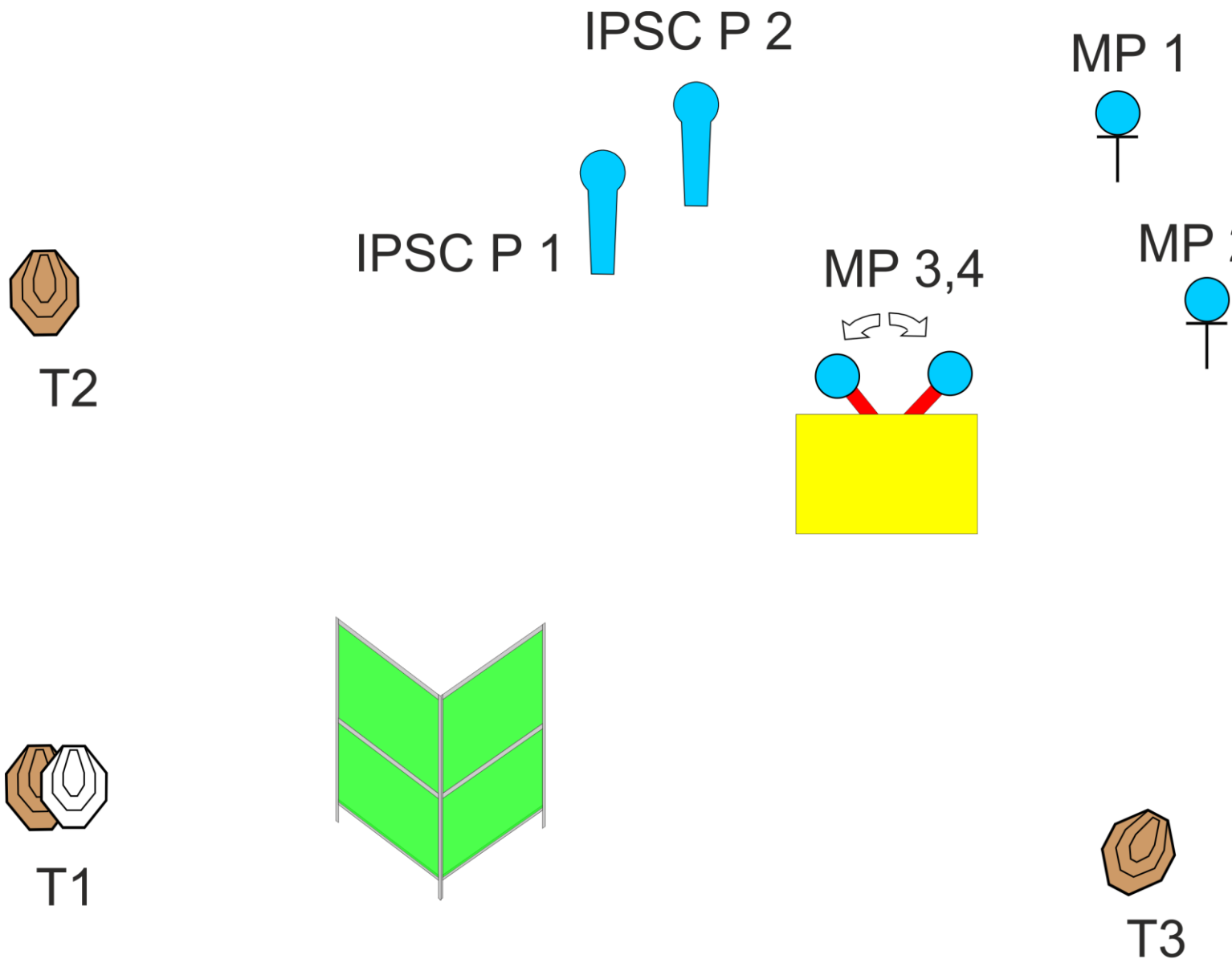
<b>Targets:</b>	4x IPSC Targets, 3 x IPSC Poppers, 1 x IPSC Metal Plate
<b>Rounds to be scored:</b>	12
<b>Starting position:</b>	The competitor is standing inside the marked area. Left or right foot touching blue line.
<b>Time starts:</b>	Audible signal
<b>Handgun Ready condition:</b>	
<b>Procedure:</b>	After audible signal engage the targets. IPSC Popper 1 activates T2 and T3. Targets will remain visible at rest.
<b>Safe angles of fire:</b>	Reduced to the height of the backstops.

# STAGE 5 box 9



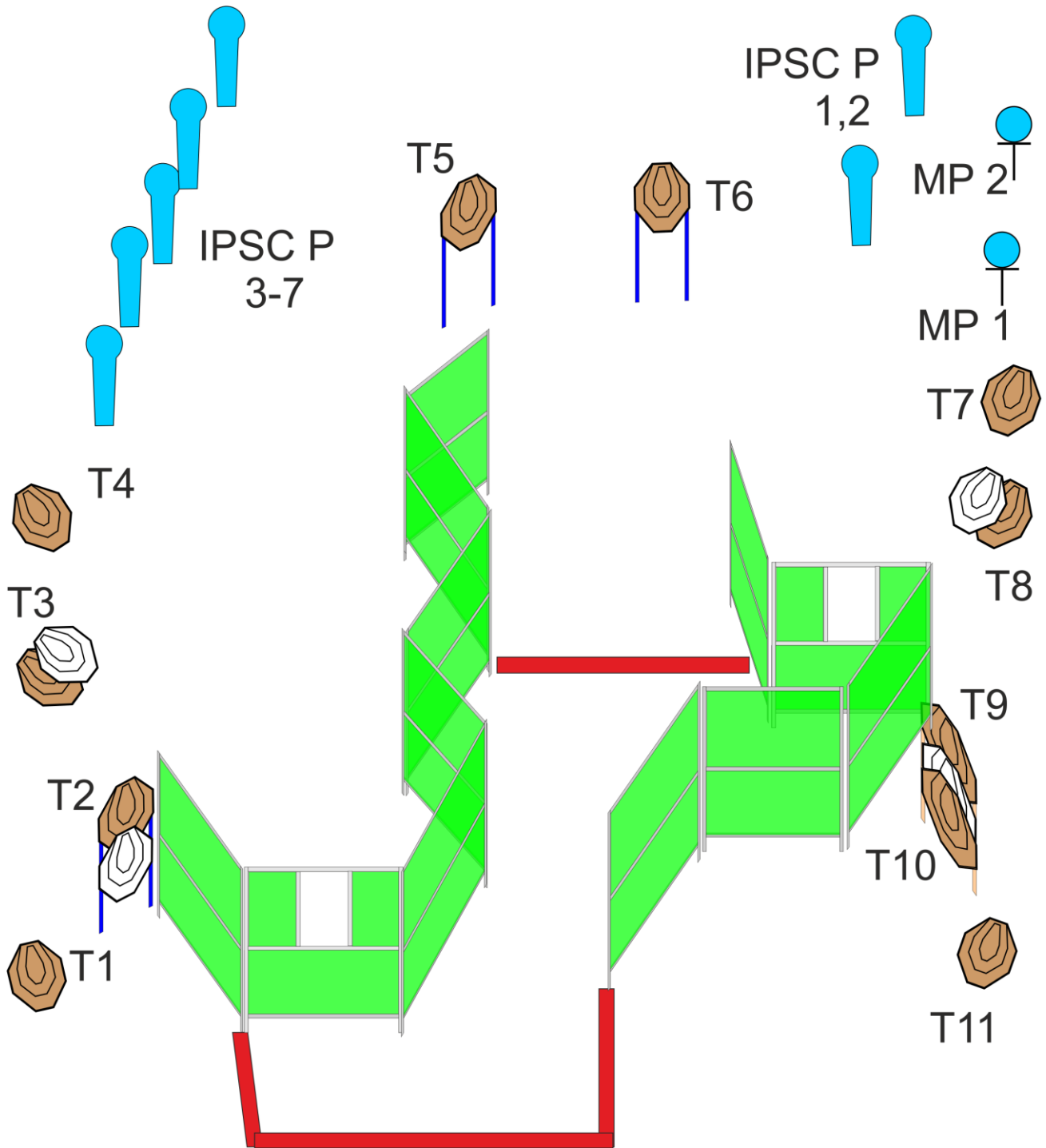
<b>Targets:</b>	10x IPSC Targets, 2 x IPSC Poppers, 2 X IPSC Metal Plates
<b>Rounds to be scored:</b>	24
<b>Starting position:</b>	The competitor is standing inside the marked area.
<b>Time starts:</b>	Audible signal
<b>Handgun Ready condition:</b>	
<b>Procedure:</b>	After audible signal engage the targets. IPSC Popper 1 activates T 4. Targets will remain visible at rest.
<b>Safe angles of fire:</b>	Reduced to the height of the backstops.

# STAGE 6 box 11



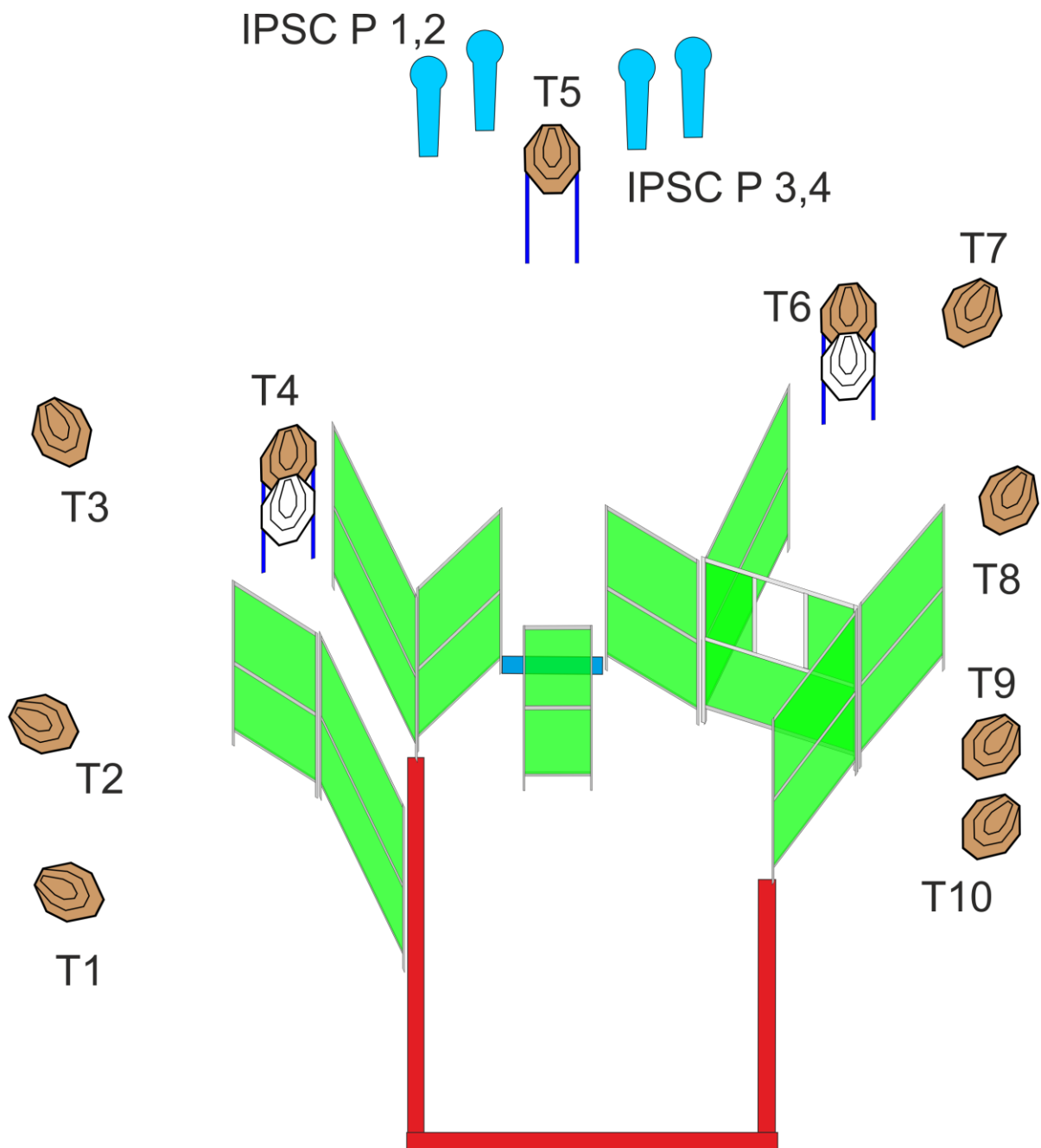
<b>Targets:</b>	3 x IPSC Targets, 2 x IPSC Poppers, 4 x IPSC Metal Plates
<b>Rounds to be scored:</b>	12
<b>Starting position:</b>	The competitor is standing inside the marked area.
<b>Time starts:</b>	Audible signal
<b>Handgun Ready condition:</b>	
<b>Procedure:</b>	After audible signal engage the targets. IPSC Popper 1 activates IPSC Metal plates 3, 4. IPSC metal plates will remain visible at rest.
<b>Safe angles of fire:</b>	Reduced to the height of the backstops.

# STAGE 7 box 12



<b>Targets:</b>	11x IPSC Targets, 7 x IPSC Poppers, 2x IPSC Metal Plates
<b>Rounds to be scored:</b>	31
<b>Starting position:</b>	The competitor is standing inside the marked area.
<b>Time starts:</b>	Audible signal
<b>Handgun Ready condition:</b>	
<b>Procedure:</b>	After audible signal engage the targets
<b>Safe angles of fire:</b>	Reduced to the height of the backstops.

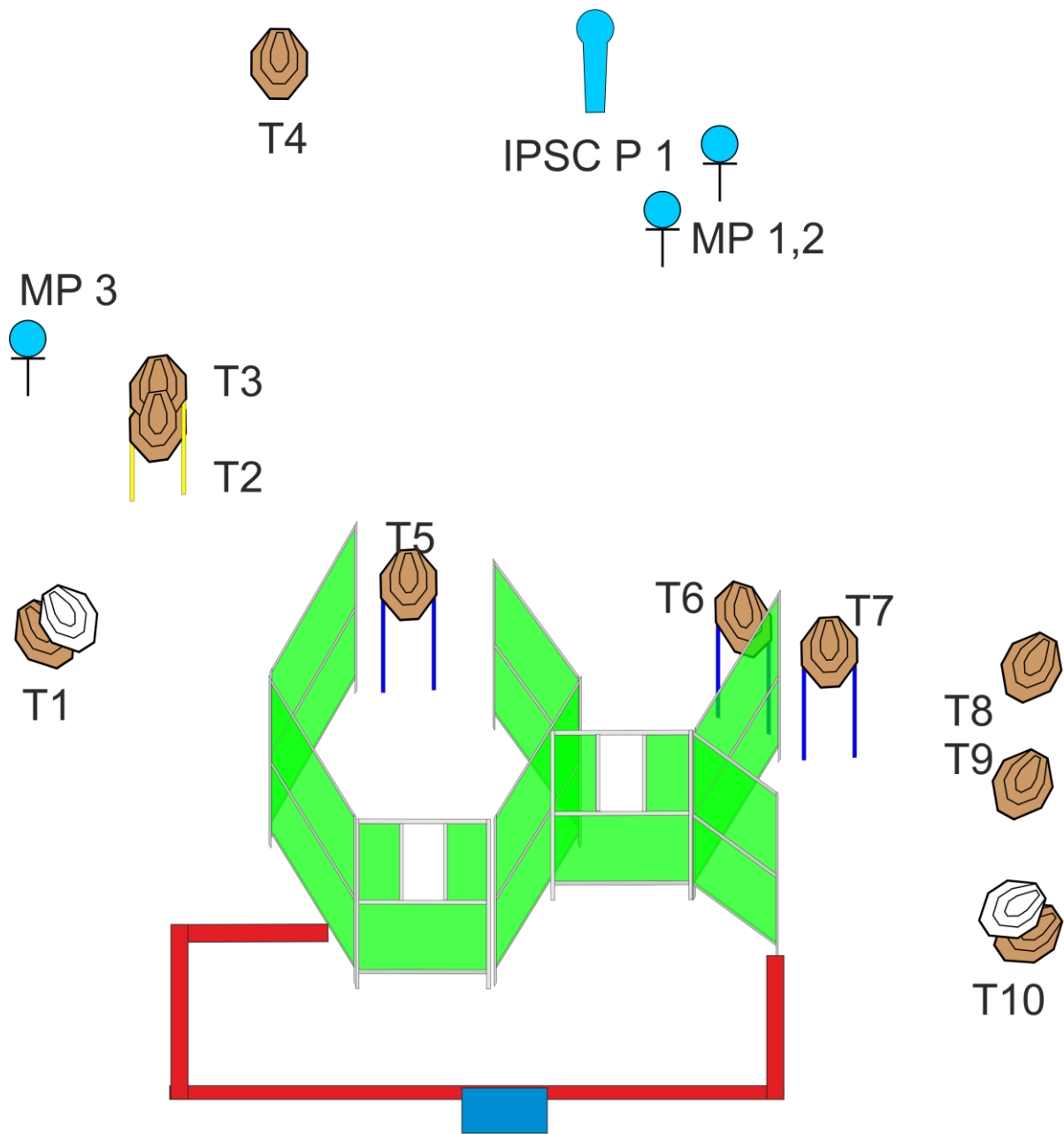
# STAGE 8 box 14



<b>Targets:</b>	10 x IPSC Targets, 4x IPSC Poppers.
<b>Rounds to be scored:</b>	24
<b>Starting position:</b>	The competitor is standing inside the marked area. Toes touching blue line.
<b>Time starts:</b>	Audible signal
<b>Handgun Ready condition:</b>	
<b>Procedure:</b>	After audible signal engage the targets. .
<b>Safe angles of fire:</b>	Reduced to the height of the backstops.

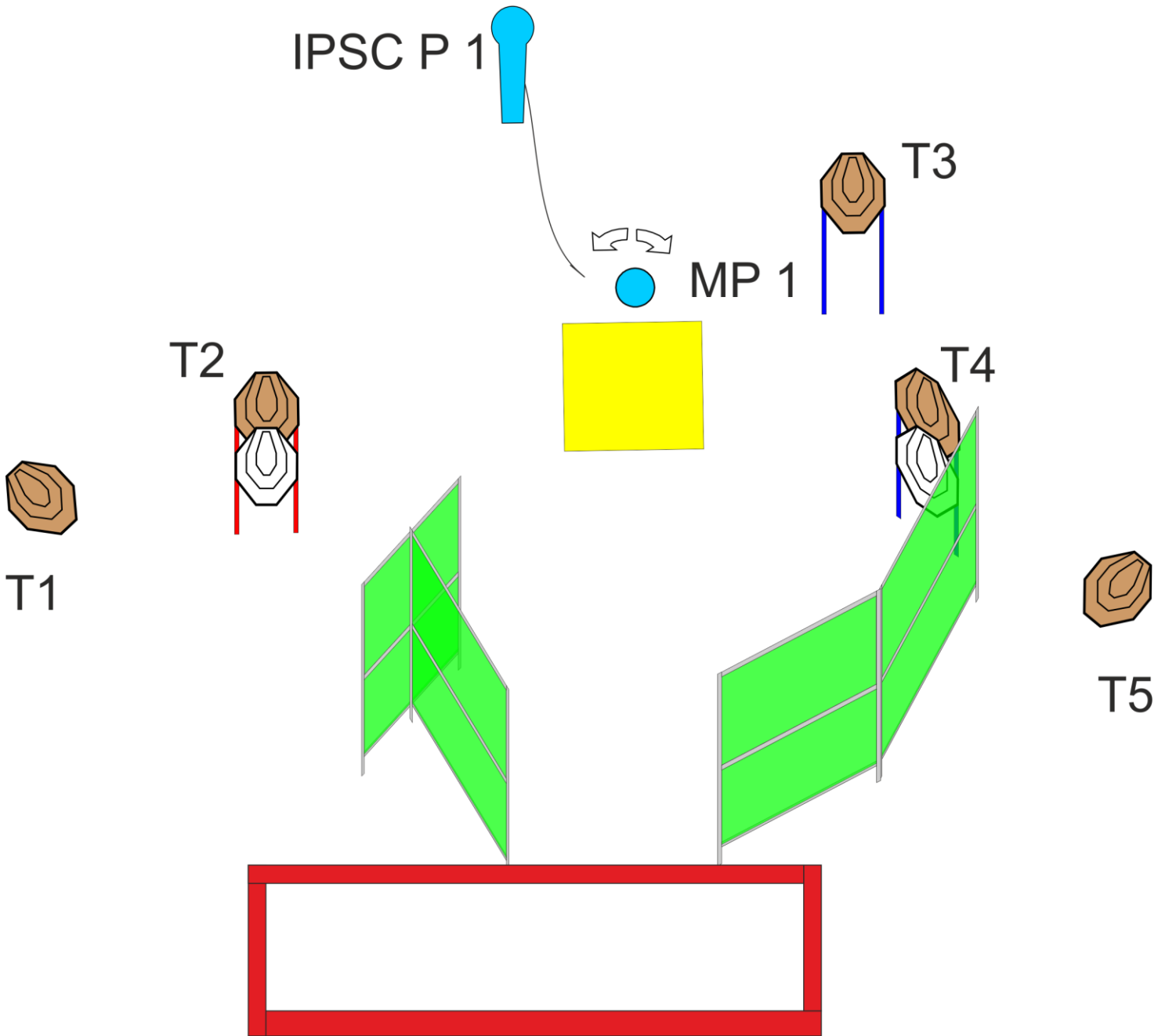


# STAGE 9 box 17



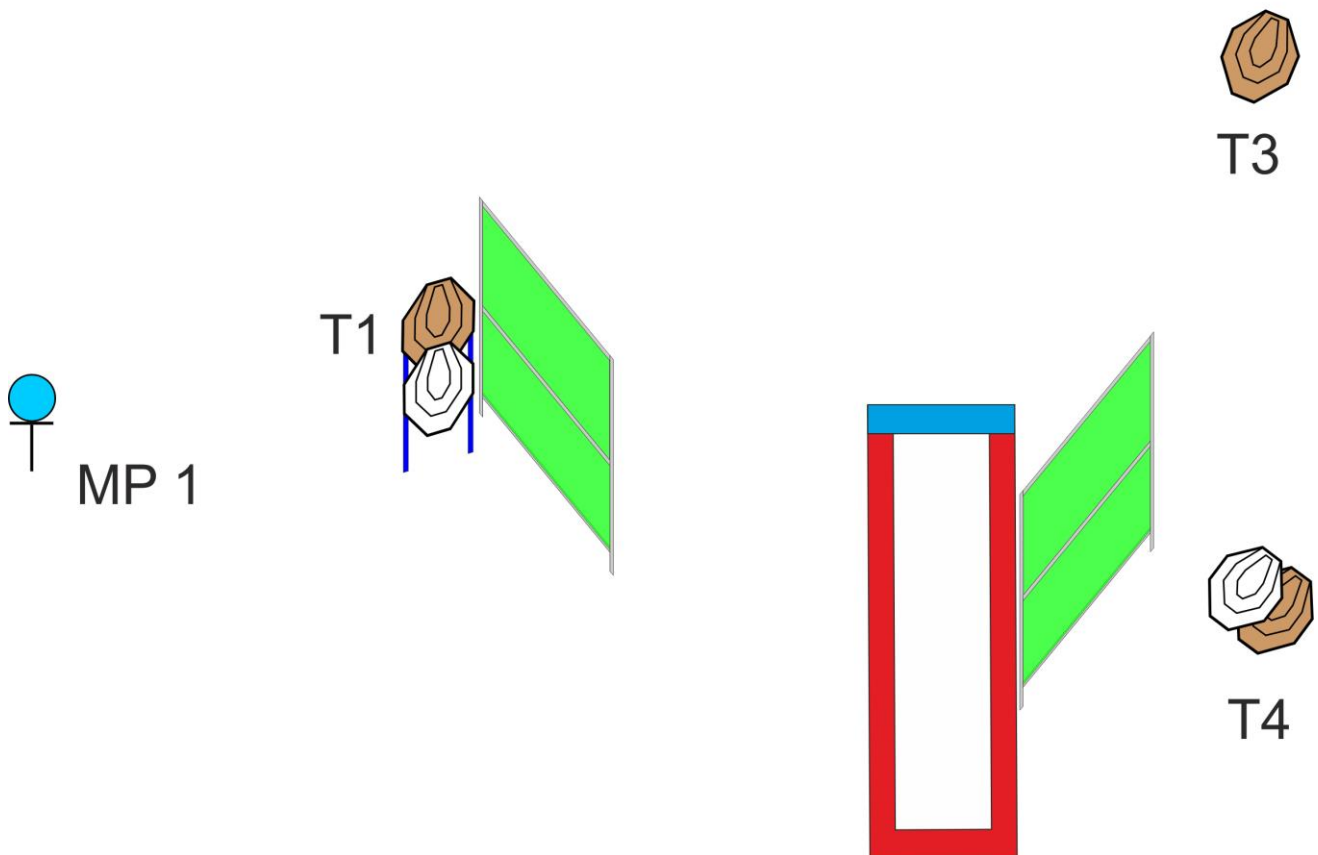
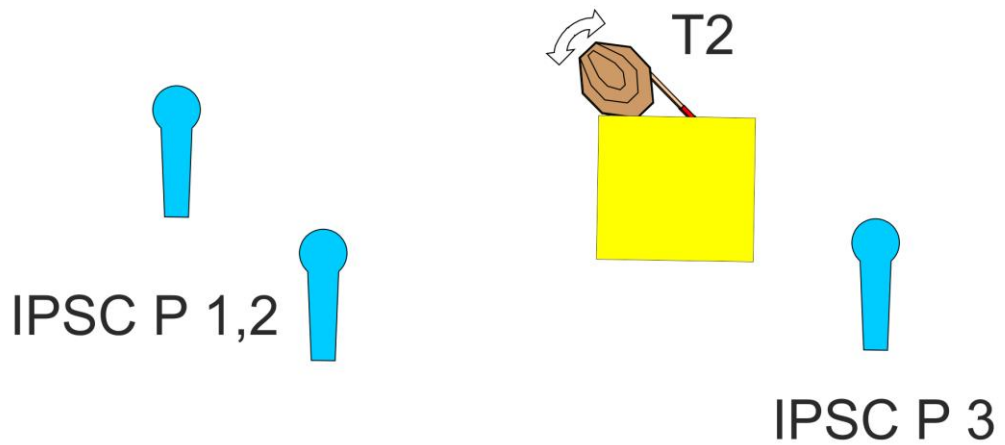
<b>Targets:</b>	10 x IPSC Targets, 1x IPSC Popper, 3 x IPSC Metal Plates
<b>Rounds to be scored:</b>	24
<b>Starting position:</b>	The competitor is standing inside the marked area. Heels touching blue line.
<b>Time starts:</b>	Audible signal
<b>Handgun Ready condition:</b>	
<b>Procedure:</b>	After audible signal engage the targets.
<b>Safe angles of fire:</b>	Reduced to the height of the backstops.

# STAGE 10 box 18



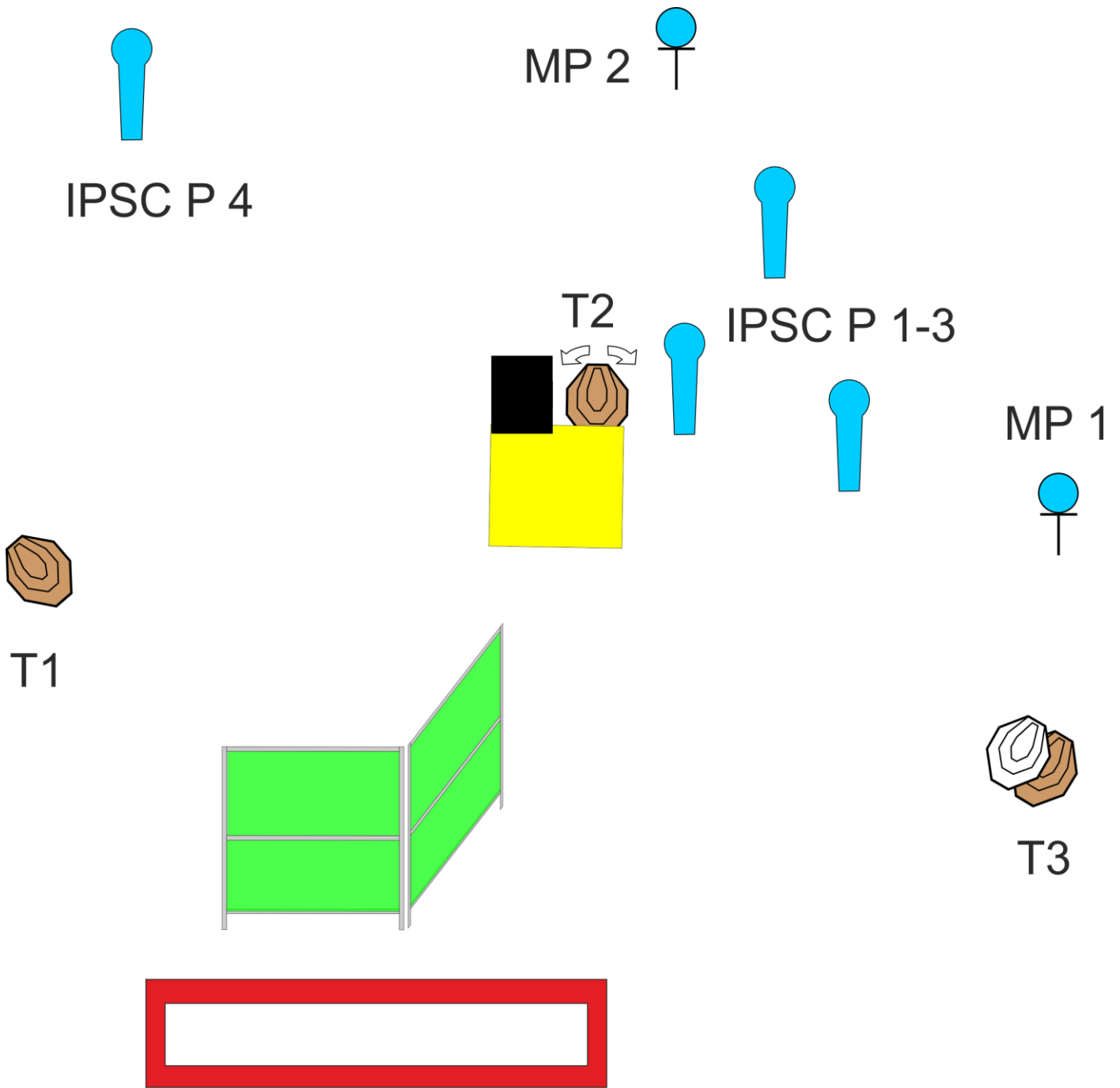
<b>Targets:</b>	5 x IPSC Targets, 1x IPSC Popper, 1x IPSC Metal Plate
<b>Rounds to be scored:</b>	12
<b>Starting position:</b>	The competitor is standing inside the marked area. Toes touching blue line.
<b>Time starts:</b>	Audible signal
<b>Handgun Ready condition:</b>	Gun is holstered. Magazine inserted, <b>chamber is empty</b>
<b>Procedure:</b>	After audible signal engage the targets. IPSC Popper 1 activates IPSC metal plate. IPSC metal plate will remain visible at rest
<b>Safe angles of fire:</b>	Reduced to the height of the backstops.

# STAGE 11 box 19



<b>Targets:</b>	4 x IPSC Targets, 3 x IPSC Poppers, 1 x IPSC Metal Plate
<b>Rounds to be scored:</b>	12
<b>Starting position:</b>	The competitor is standing inside the marked area. Toes touching blue line.
<b>Time starts:</b>	Audible signal
<b>Handgun Ready condition:</b>	
<b>Procedure:</b>	After audible signal engage the targets. IPSC Popper 3 activates T 2. Targets will remain visible at rest.
<b>Safe angles of fire:</b>	Reduced to the height of the backstops.

# STAGE 12 box 20



<b>Targets:</b>	3x IPSC Targets, 4x IPSC Poppers, 2x IPSC Metal Plates
<b>Rounds to be scored:</b>	12
<b>Starting position:</b>	The competitor is standing inside the marked area.
<b>Time starts:</b>	Audible signal
<b>Handgun Ready condition:</b>	
<b>Procedure:</b>	After audible signal engage the targets, IPSC Popper 4 activates IPSC target 2. Target will remain visible at rest.
<b>Safe angles of fire:</b>	Reduced to the height of the backstops.