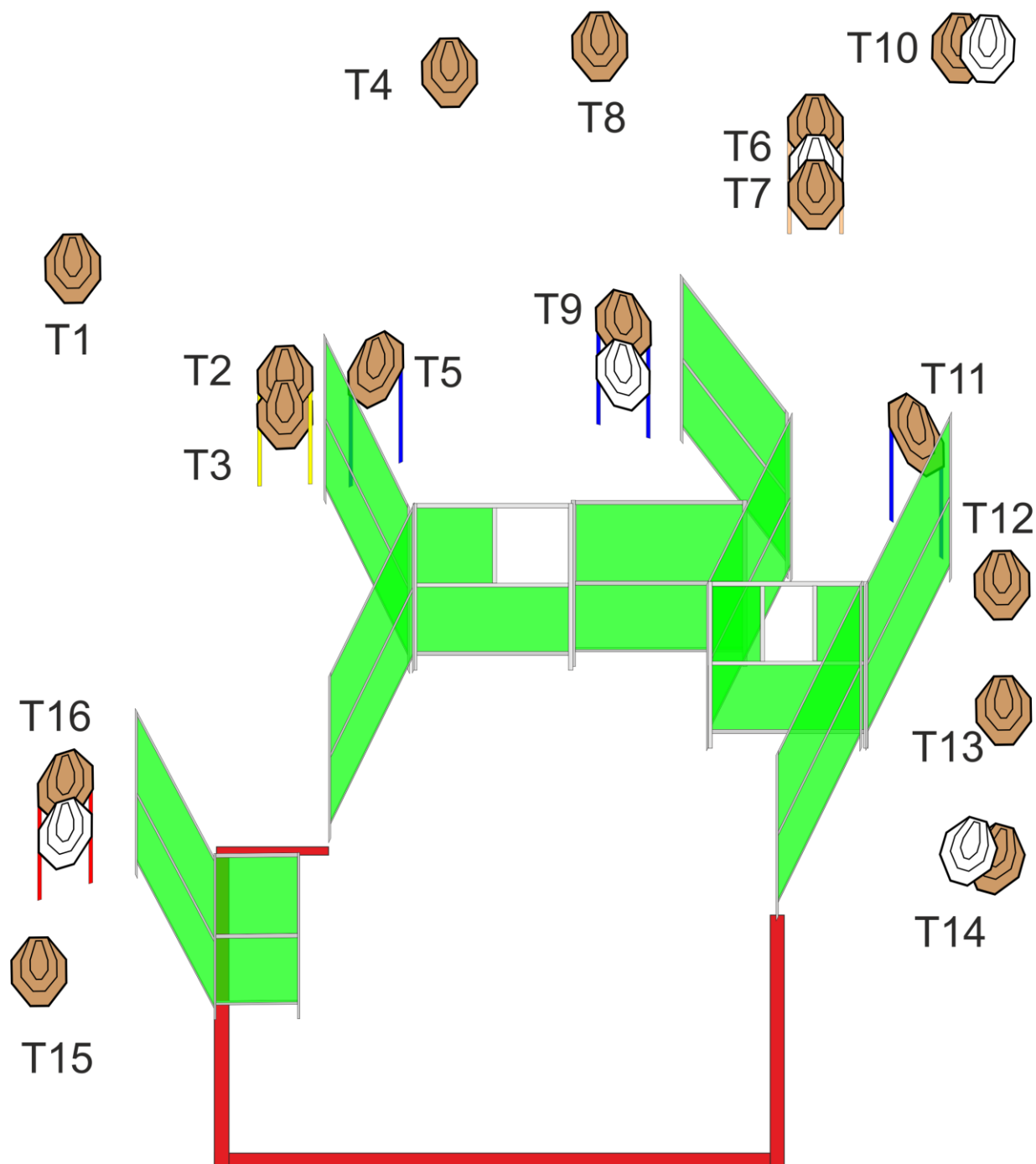


# STAGE 1 box 1



**Targets:** 16 x I IPSC Targets

**Minimum number of rounds:** 32

**Start position:** Competitor standing erect, with the firearm in the ready condition, held in both hands, stock is touching the competitor at hip level, barrel parallel to the ground, trigger guard downwards and muzzle pointing downrange with the fingers outside the trigger guard.

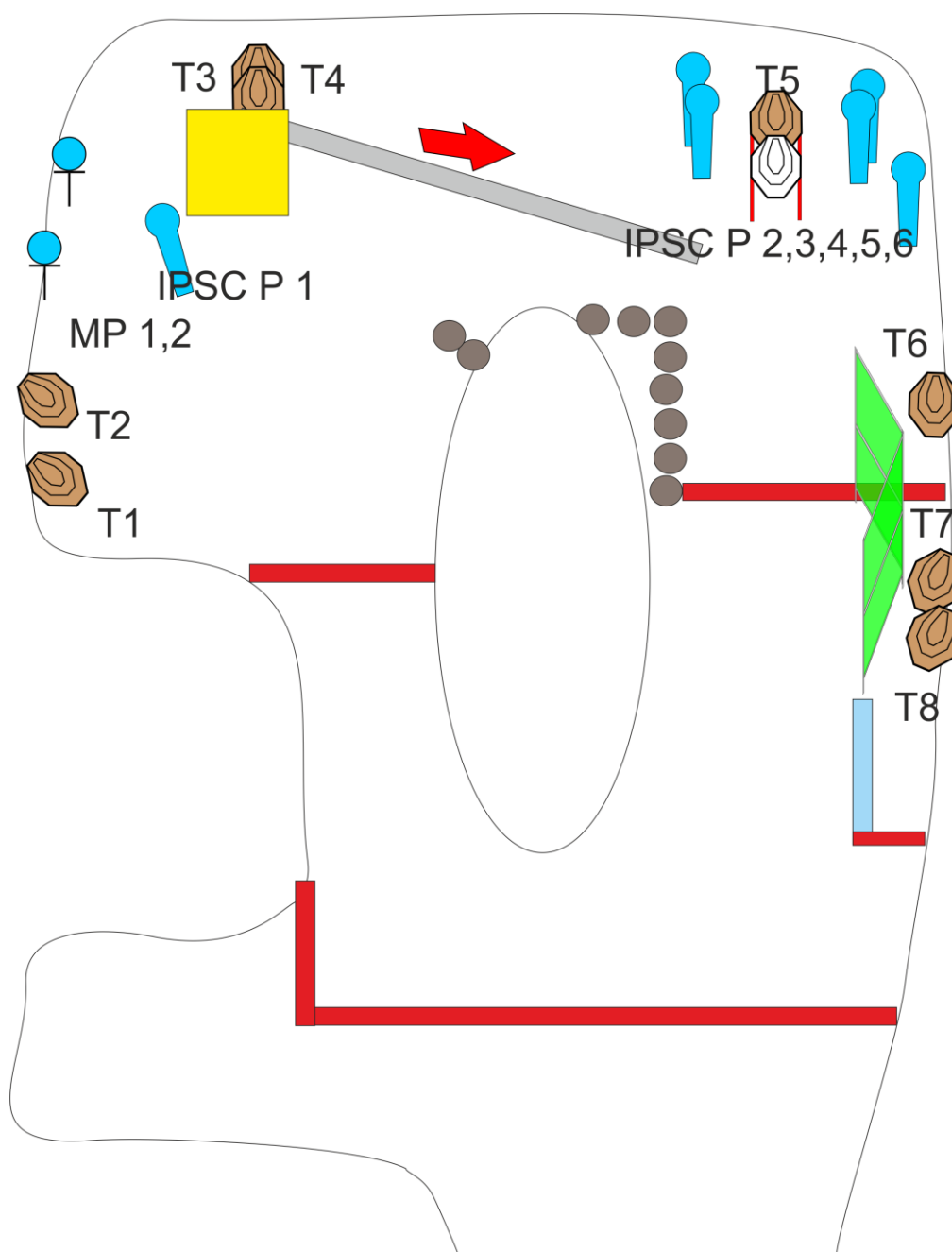
**Time starts:** Audible signal

**The Firearm Ready Condition:** Loaded (Option 1)

**Procedure:** After audible signal engage the targets.

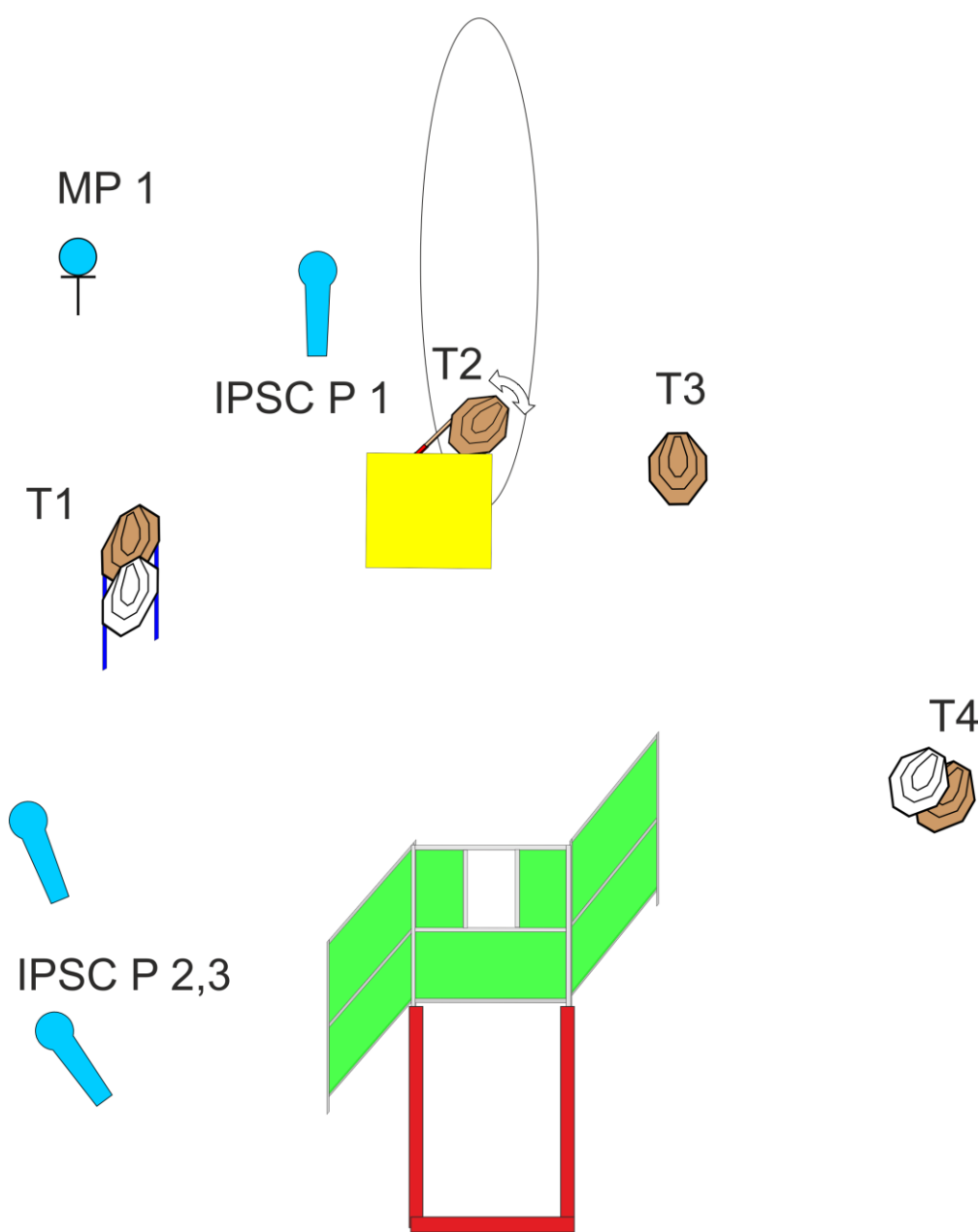
**Safe angles of fire:** Reduced to the height of the backstops.

# STAGE 2 box 2



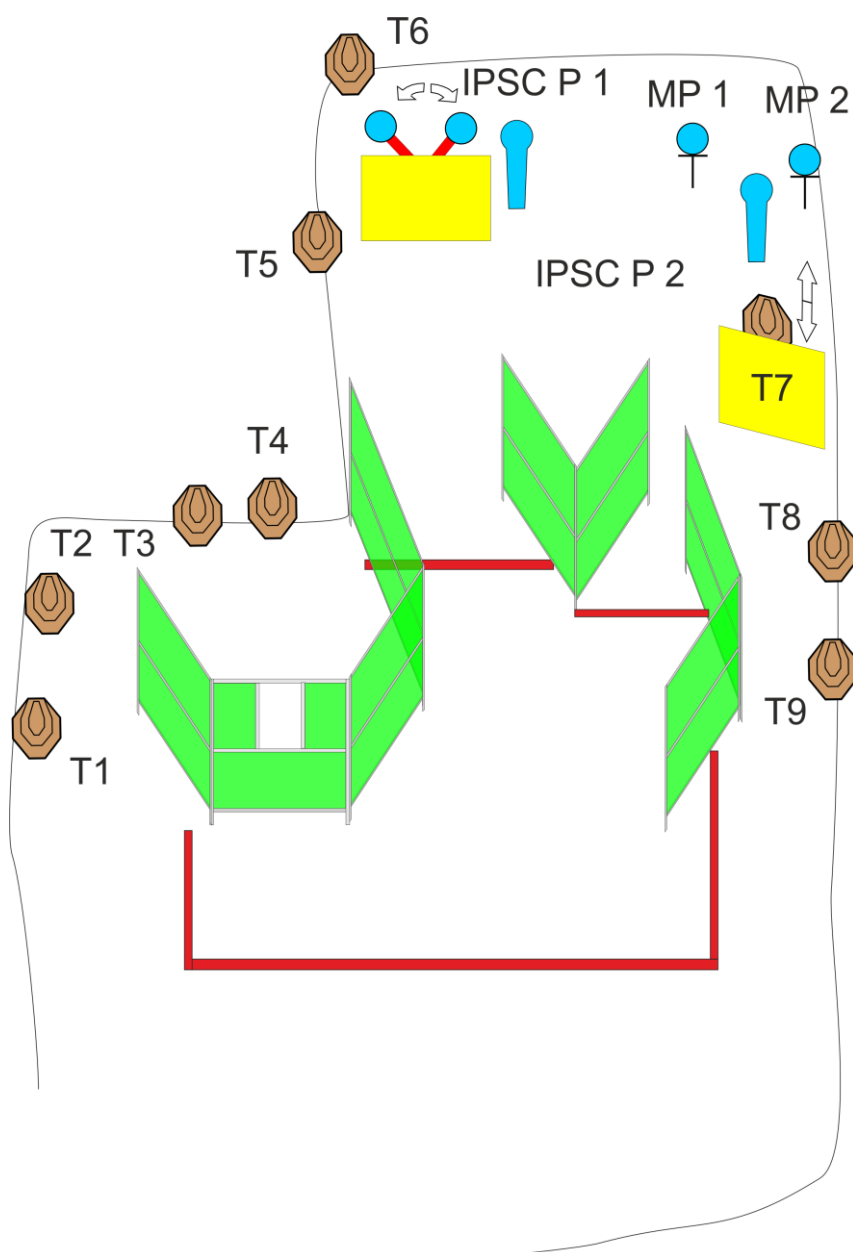
<b>Targets:</b>	8x IPSC Targets, 6 x IPSC Poppers, 2X IPSC Metal Plates
<b>Minimum number of rounds:</b>	24
<b>Start position:</b>	Competitor standing erect, with the firearm in the ready condition, held in both hands, stock is touching the competitor at hip level, barrel parallel to the ground, trigger guard downwards, muzzle pointing downrange with the fingers outside the trigger guard. Foot touching blue line.
<b>Time starts:</b>	Audible signal
<b>The Firearm Ready Condition:</b>	Loaded (Option 1),
<b>Procedure</b>	After audible signal engage the targets. IPSC Popper 1 activates T 3, 4. Targets will remain visible at rest.
<b>Safe angles of fire:</b>	Reduced to the height of the backstops.

# STAGE 3 box 3



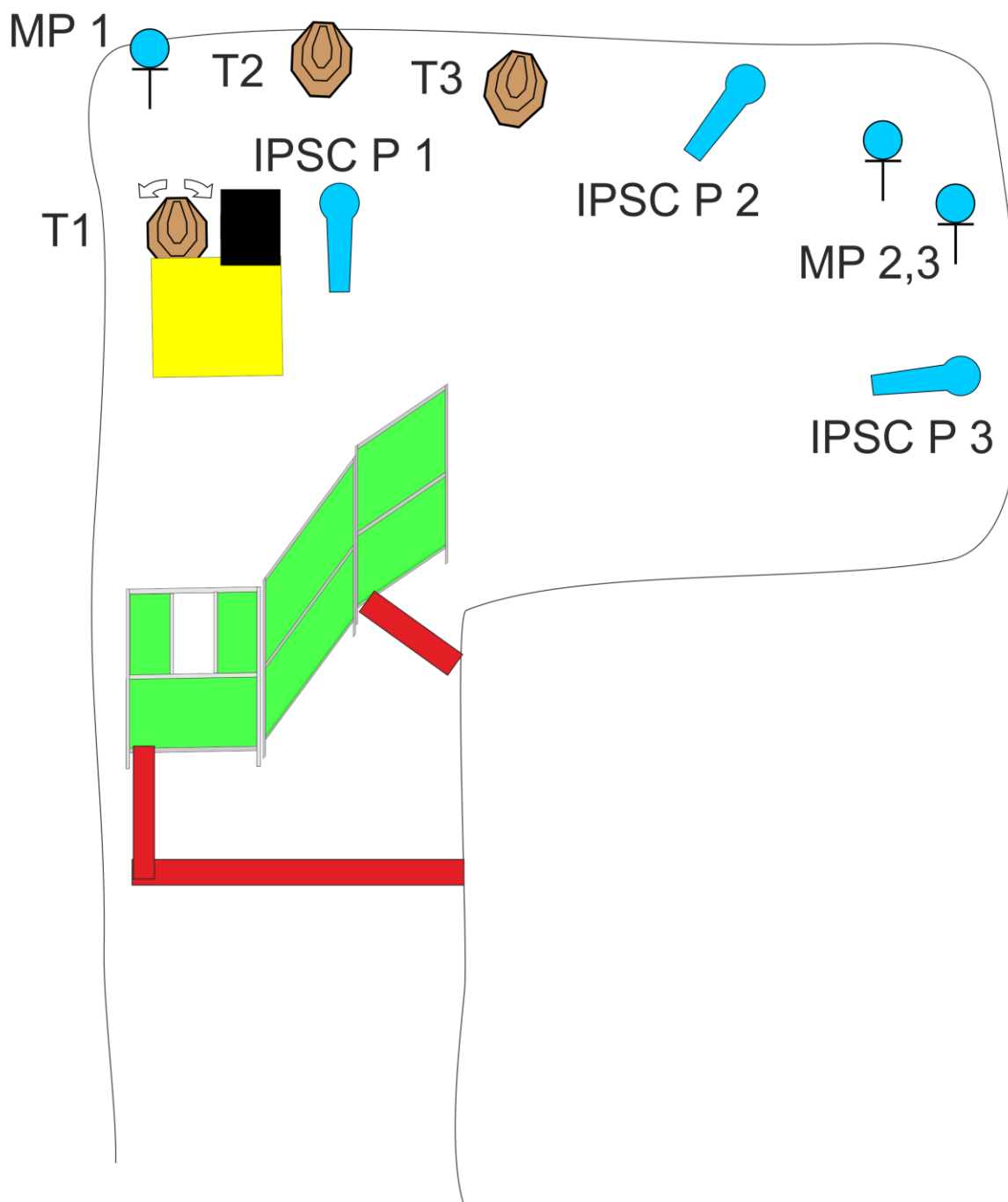
<b>Targets:</b>	4x IPSC Targets, 3 x IPSC Poppers, 1 x IPSC Metal plate
<b>Minimum number of rounds:</b>	12
<b>Start position:</b>	Competitor standing erect, with the firearm in the ready condition, held in both hands, stock is touching the competitor at hip level, barrel parallel to the ground, trigger guard downwards, muzzle pointing downrange with the fingers outside the trigger guard.
<b>Time starts:</b>	Audible signal
<b>The Firearm Ready Condition:</b>	Loaded (Option 1)
<b>Procedure:</b>	After audible signal engage the targets. IPSC Popper 1 activates T 2. Targets will remain visible at rest.
<b>Safe angles of fire:</b>	Reduced to the height of the backstops.

# STAGE 4 box 4



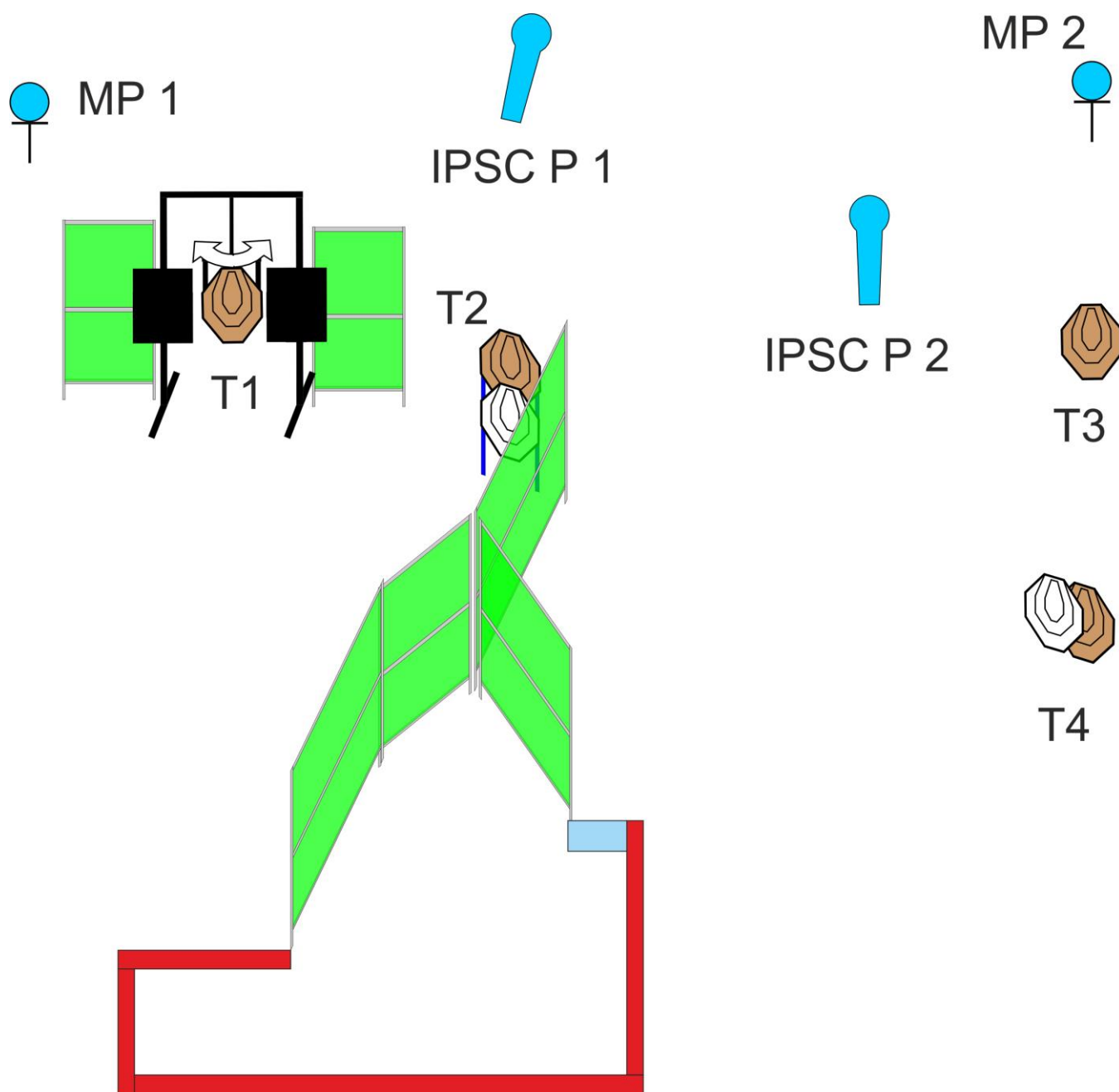
<b>Targets:</b>	19x IPSC Targets, 2 x IPSC Poppers, 4 x IPSC Metal Plates
<b>Minimum number of rounds:</b>	24
<b>Start position:</b>	Competitor standing erect, with the firearm in the ready condition, held in both hands, stock is touching the competitor at hip level, barrel parallel to the ground, trigger guard downwards, muzzle pointing downrange with the fingers outside the trigger guard.
<b>Time starts:</b>	Audible signal
<b>The Firearm Ready Condition:</b>	Loaded (Option 1)
<b>Procedure:</b>	After audible signal engage the targets. IPSC Popper 2 activates IPSC metal plates 2, 3. IPSC metal plates will remain visible at rest.
<b>Safe angles of fire:</b>	Reduced to the height of the backstops.

# STAGE 5 box 5



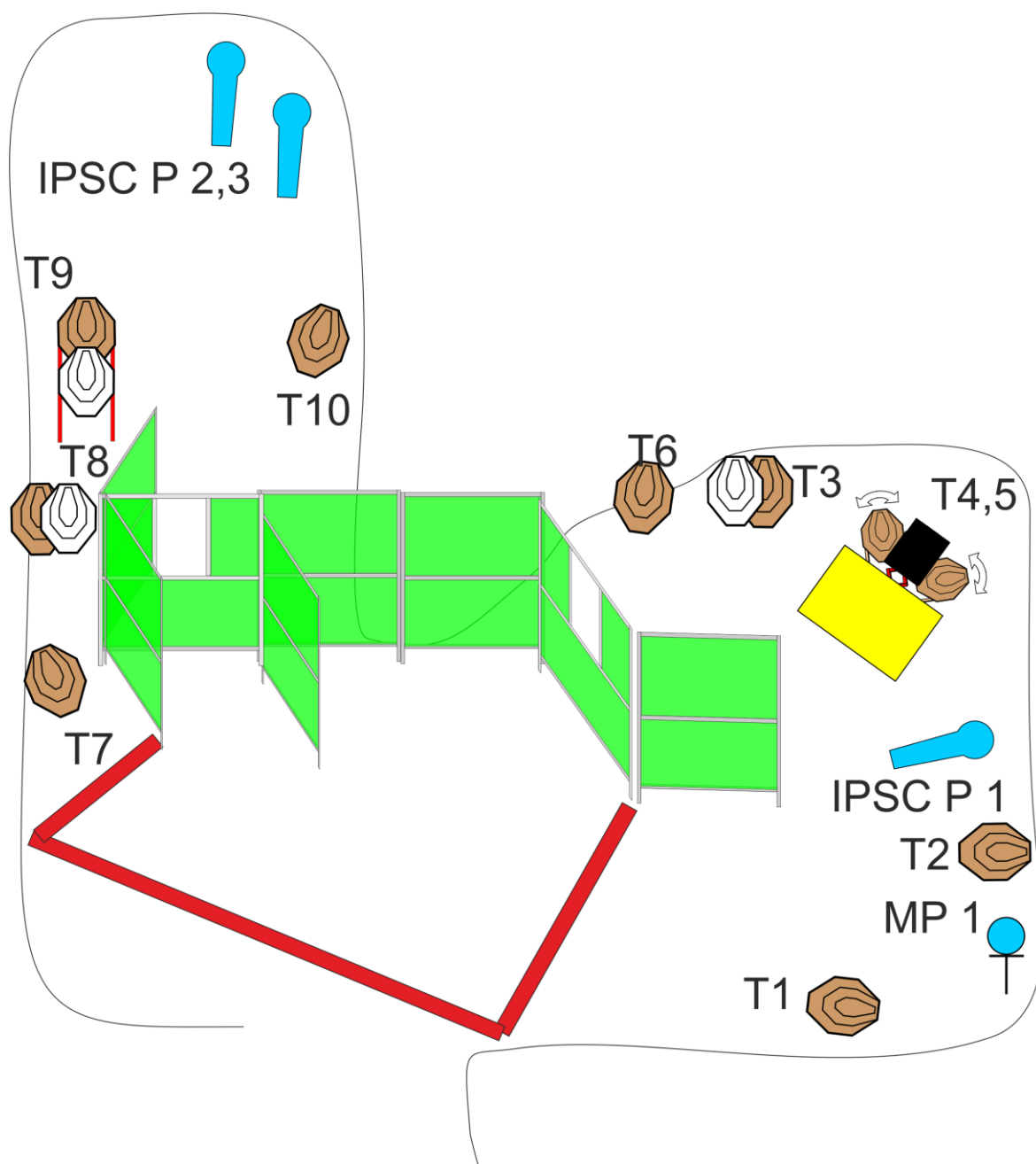
<b>Targets:</b>	3x IPSC Targets, 3 x IPSC Poppers, 3 X IPSC Metal Plates
<b>Minimum number of rounds:</b>	12
<b>Start position:</b>	Competitor standing erect, with the firearm in the ready condition, held in both hands, stock is touching the competitor at hip level, barrel parallel to the ground, trigger guard downwards, muzzle pointing downrange with the fingers outside the trigger guard.
<b>Time starts:</b>	Audible signal
<b>The Firearm Ready Condition:</b>	Loaded (Option 1)
<b>Procedure:</b>	After audible signal engage the targets. IPSC Popper 1 activates IPSC Target 1. IPSC target will remain visible at rest.
<b>Safe angles of fire:</b>	Reduced to the height of the backstops.

# STAGE 6 box 6



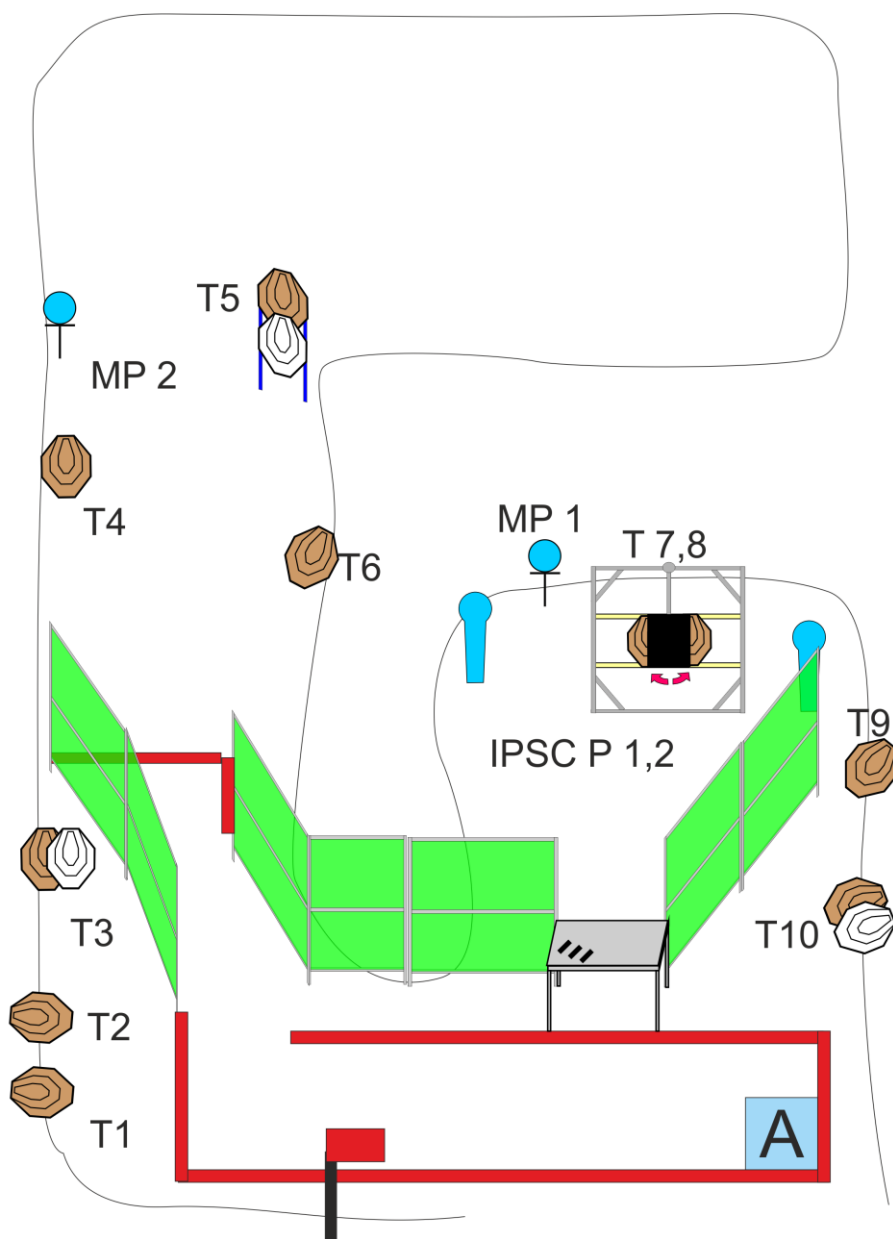
<b>Targets:</b>	4 x IPSC Targets, 2 x IPSC Poppers, 2 x IPSC Metal Plates
<b>Minimum number of rounds:</b>	12
<b>Start position:</b>	Competitor standing erect, with the firearm in the ready condition, held in both hands, stock is touching the competitor at hip level, barrel parallel to the ground, trigger guard downwards, muzzle pointing downrange with the fingers outside the trigger guard. Toes touching blue line.
<b>Time starts:</b>	Audible signal
<b>The Firearm Ready Condition:</b>	Loaded (Option 1),
<b>Procedure:</b>	After audible signal engage the targets. IPSC Popper 1 activates IPSC Target 1. IPSC target will remain visible at rest.
<b>Safe angles of fire:</b>	Reduced to the height of the backstops.

# STAGE 7 box 7, 8



<b>Targets:</b>	10x IPSC Targets, 3 x IPSC Poppers, 1x IPSC Metal Plate
<b>Minimum number of rounds:</b>	24
<b>Start position:</b>	Competitor standing erect, with the firearm in the ready condition, held in both hands, stock is touching the competitor at hip level, barrel parallel to the ground, trigger guard downwards, muzzle pointing downrange with the fingers outside the trigger guard.
<b>Time starts:</b>	Audible signal
<b>The Firearm Ready Condition:</b>	Loaded (Option 1),
<b>Procedure:</b>	After audible signal engage the targets. IPSC Popper 1 activates T 4, 5. Targets will remain visible at rest.
<b>Safe angles of fire:</b>	Reduced to the height of the backstops.

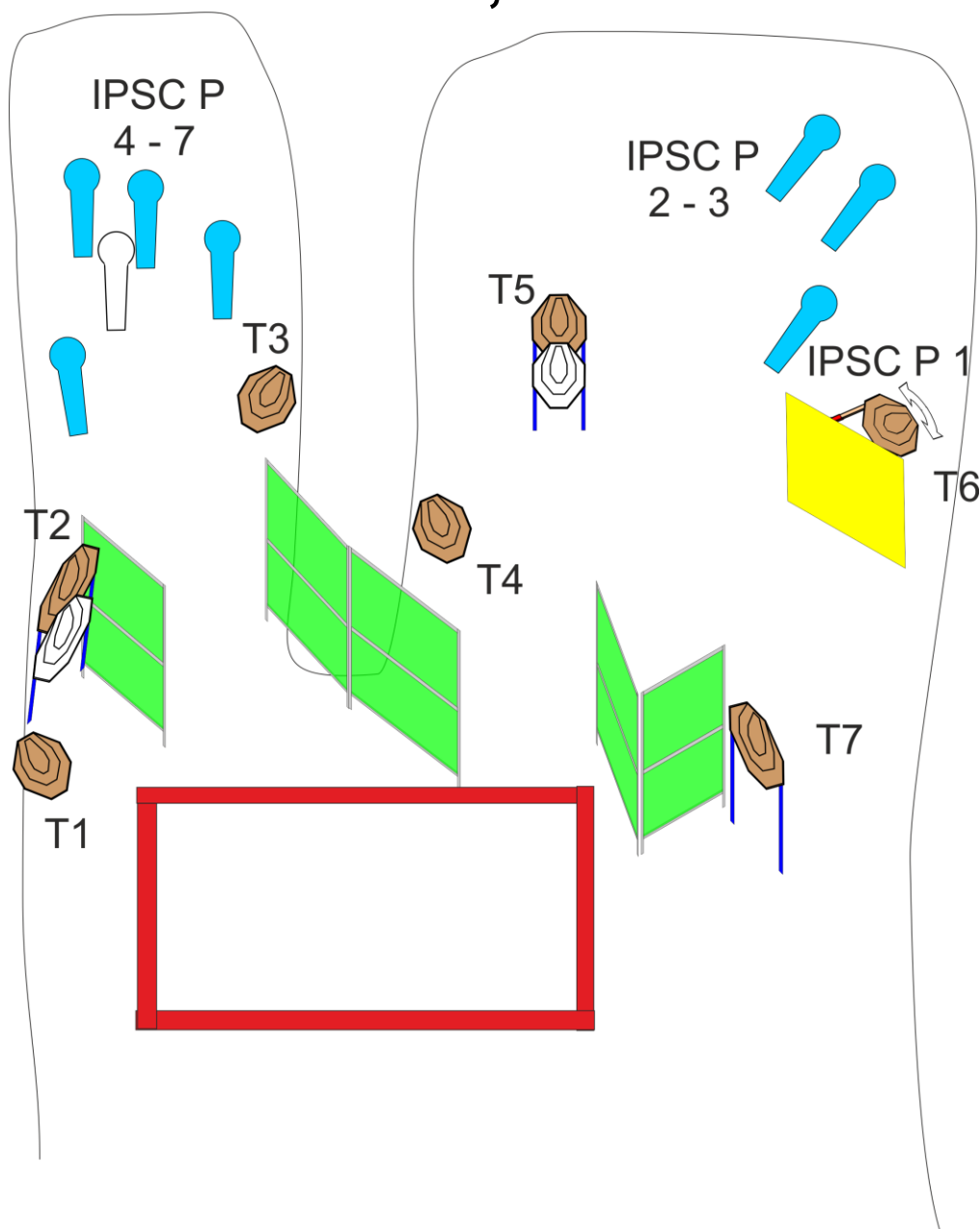
# STAGE 8 box 9



<b>Targets:</b>	10 x IPSC Targets, 2x IPSC Poppers, 2 IPSC Metal plates
<b>Minimum number of rounds:</b>	24
<b>Start position:</b>	Competitor standing erect at point A., with the firearm in the ready condition, held in both hands, stock is touching the competitor at hip level, barrel parallel to the ground, trigger guard downwards, muzzle pointing downrange with the fingers outside the trigger guard.
<b>Time starts:</b>	Audible signal
<b>The Firearm Ready Condition:</b>	Unloaded (Option 3) All magazines on the table.
<b>Procedure:</b>	After audible signal engage the targets. Leaving point A activates bulletproof cover. IPSC targets remain visible
<b>Safe angles of fire:</b>	Reduced to the height of the backstops.

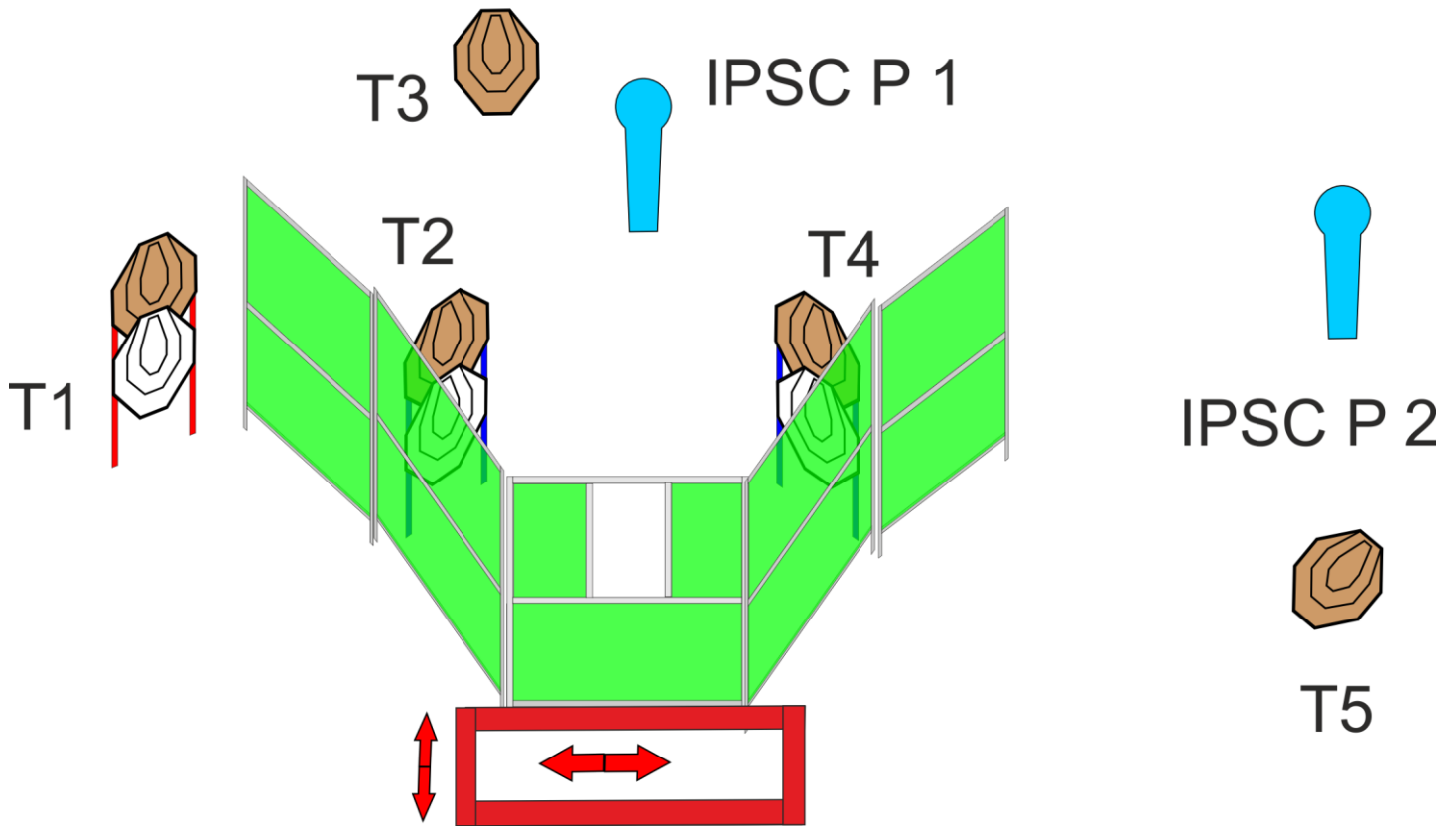


# STAGE 9 box 10, 11



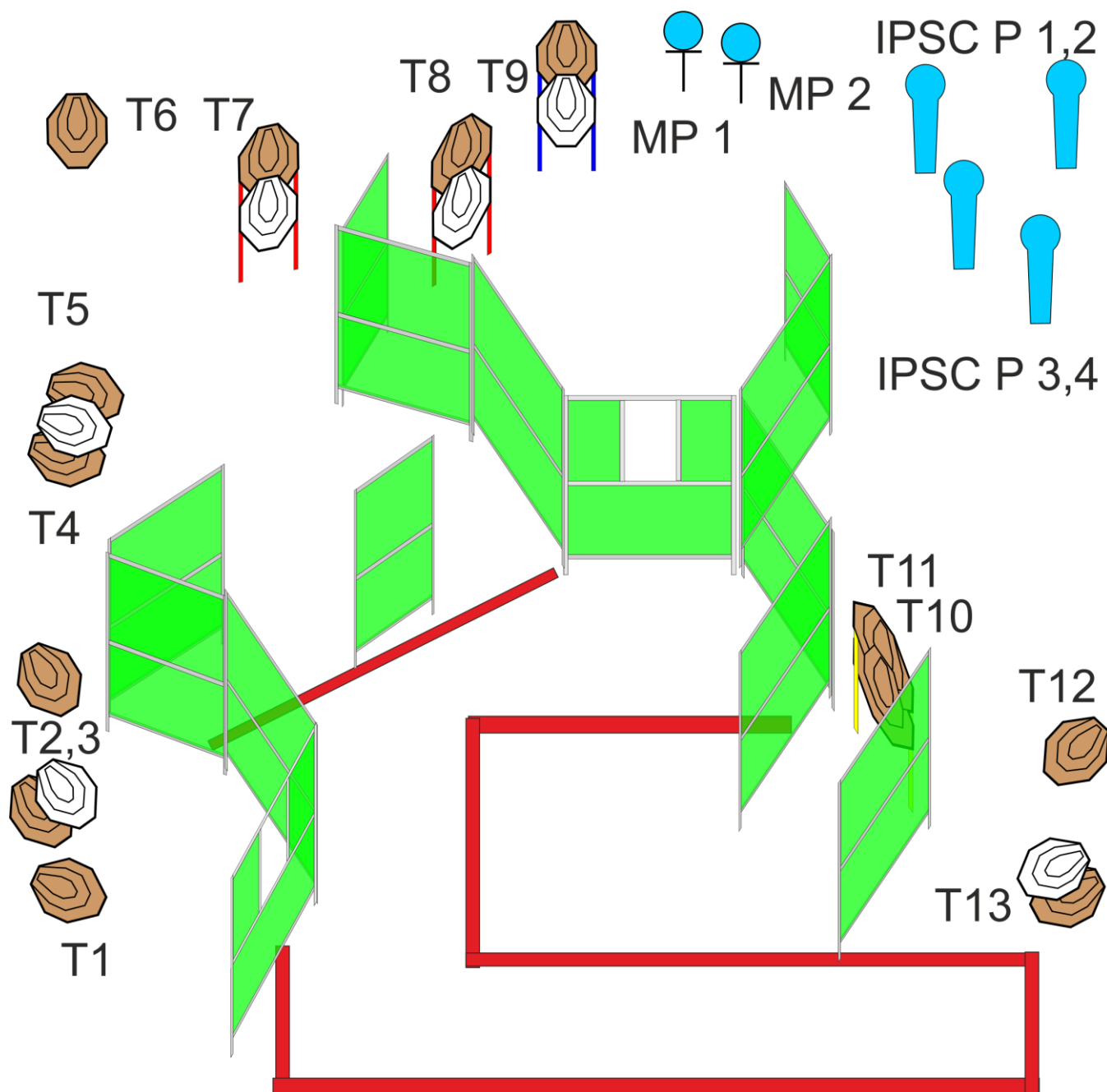
<b>Targets:</b>	7 x IPSC Targets, 7x IPSC Poppers
<b>Minimum number of rounds:</b>	21
<b>Start position:</b>	Competitor standing erect, with the firearm in the ready condition, held in both hands, stock is touching the competitor at hip level, barrel parallel to the ground, trigger guard downwards, muzzle pointing downrange with the fingers outside the trigger guard.
<b>Time starts:</b>	Audible signal
<b>The Firearm Ready Condition:</b>	Loaded (Option 1)
<b>Procedure:</b>	After audible signal engage the targets. IPSC Popper 1 activates IPSC Target 6. IPSC target will remain visible at rest.
<b>Safe angles of fire:</b>	Reduced to the height of the backstops.

# STAGE 10 box 12



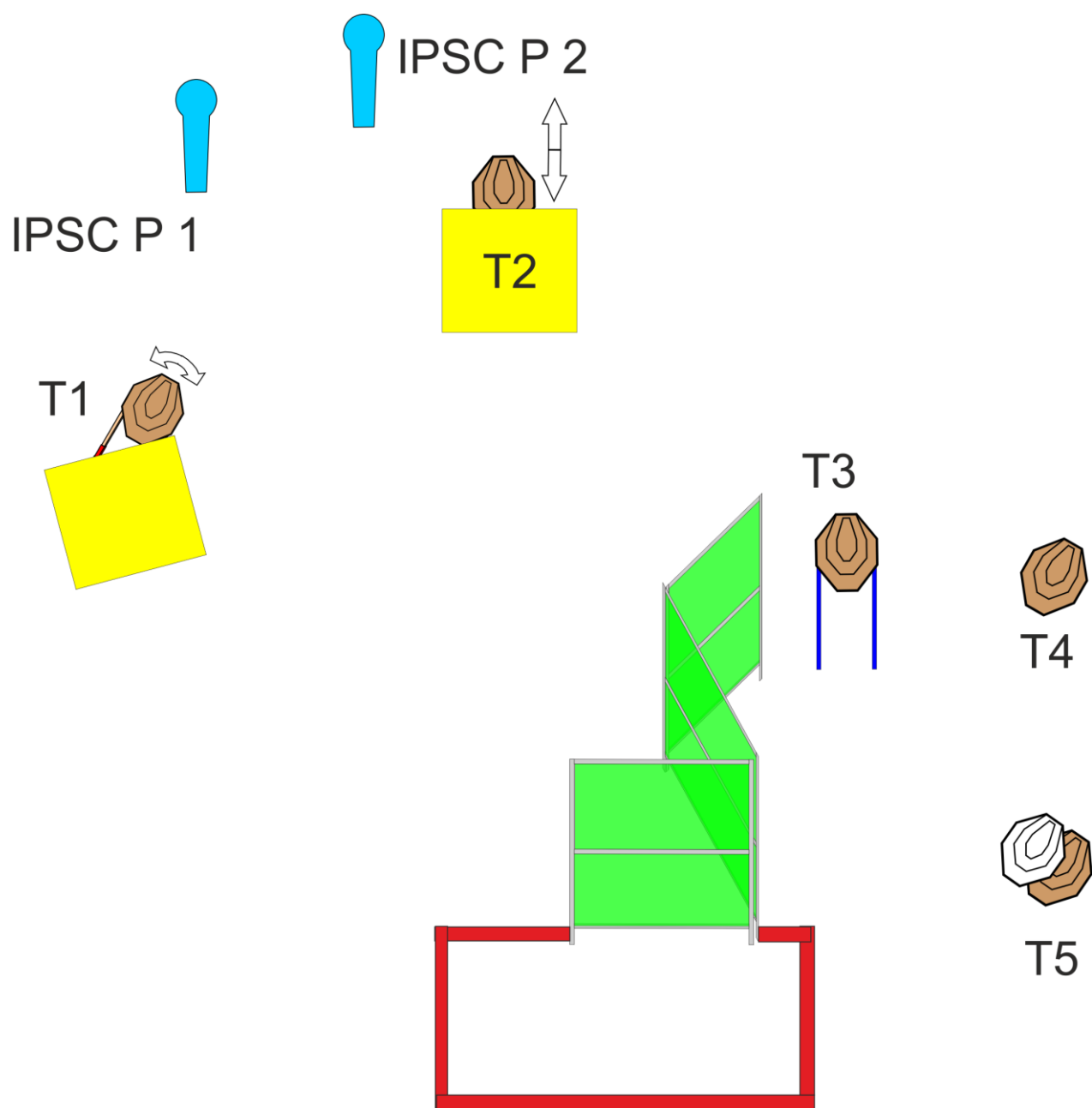
<b>Targets:</b>	5 x IPSC Targets, 2x IPSC Poppers
<b>Minimum number of rounds:</b>	12
<b>Start position:</b>	Competitor standing erect, with the firearm in the ready condition, held in both hands, stock is touching the competitor at hip level, barrel parallel to the ground, trigger guard downwards, muzzle pointing downrange with the fingers outside the trigger guard.
<b>Time starts:</b>	Audible signal
<b>The Firearm Ready Condition:</b>	Loaded (Option 1).
<b>Procedure:</b>	After audible signal engage the targets.
<b>Safe angles of fire:</b>	Reduced to the height of the backstops.

# STAGE 11 box 13



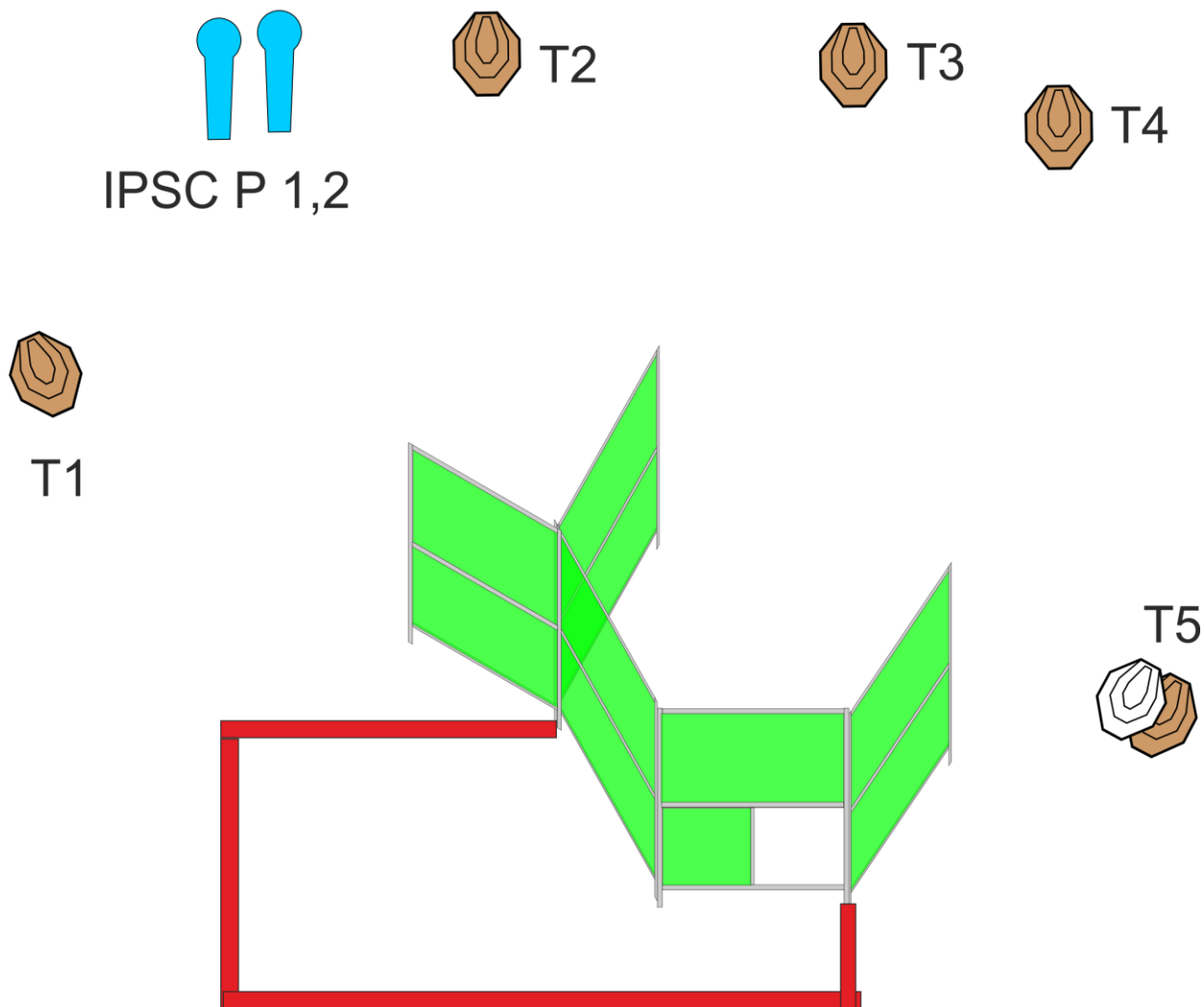
<b>Targets:</b>	13 x IPSC Targets, 4 x IPSC Poppers, 2 x IPSC Metal Plates
<b>Minimum number of rounds:</b>	32
<b>Start position:</b>	Competitor standing erect, with the firearm in the ready condition, held in both hands, stock is touching the competitor at hip level, barrel parallel to the ground, trigger guard downwards, muzzle pointing downrange with the fingers outside the trigger guard.
<b>Time starts:</b>	Audible signal
<b>The Firearm Ready Condition:</b>	Loaded (Option 1)
<b>Procedure:</b>	After audible signal engage the targets.
<b>Safe angles of fire:</b>	Reduced to the height of the backstops.

# STAGE 12 box 14



<b>Targets:</b>	5x IPSC Targets, 2x IPSC Poppers
<b>Minimum number of rounds:</b>	12
<b>Start position:</b>	Competitor standing erect, with the firearm in the ready condition, held in both hands, stock is touching the competitor at hip level, barrel parallel to the ground, trigger guard downwards, muzzle pointing downrange with the fingers outside the trigger guard.
<b>Time starts:</b>	Audible signal
<b>The Firearm Ready Condition:</b>	Unloaded (Option 1)
<b>Procedure:</b>	After audible signal engage the targets. IPSC Popper 1 activates T 1. IPSC Popper 2 activates T 2. Targets will remain visible at rest.
<b>Safe angles of fire:</b>	Reduced to the height of the backstops.

# STAGE 13 box 1B



<b>Targets:</b>	5x IPSC Targets, 2x IPSC Poppers
<b>Minimum number of rounds:</b>	12
<b>Start position:</b>	Competitor standing erect, with the firearm in the ready condition, held in both hands, stock is touching the competitor at hip level, barrel parallel to the ground, trigger guard downwards, muzzle pointing downrange with the fingers outside the trigger guard. Left or right foot touching blue line.
<b>Time starts:</b>	Audible signal
<b>The Firearm Ready Condition:</b>	Loaded (Option 2): magazine filled and fitted (if applicable), <b>chamber empty and the action closed.</b>
<b>Procedure:</b>	After audible signal engage the targets.
<b>Safe angles of fire:</b>	Reduced to the height of the backstops.